

# Chapter 5

## The Definite Integral



The 1995 Reader's Digest Sweepstakes grand prize winner is being paid a total of \$5,010,000 over 30 years. If invested, the winnings plus the interest earned generate an amount defined by:

$$A = e^{rT} \int_0^T mPe^{-rt} dt$$

( $r$  = interest rate,  $P$  = size of payment,  $T$  = term in years,  $m$  = number of payments per year.)

Would the prize have a different value if it were paid in 15 annual installments of \$334,000 instead of 30 annual installments of \$167,000? Section 5.4 can help you compare the total amounts.

## Chapter 5 Overview

The need to calculate instantaneous rates of change led the discoverers of calculus to an investigation of the slopes of tangent lines and, ultimately, to the derivative—to what we call *differential* calculus. But derivatives revealed only half the story. In addition to a calculation method (a “calculus”) to describe how functions change at any given instant, they needed a method to describe how those instantaneous changes could accumulate over an interval to produce the function. That is why they also investigated *areas under curves*, which ultimately led to the second main branch of calculus, called *integral* calculus.

Once Newton and Leibniz had the calculus for finding slopes of tangent lines and the calculus for finding areas under curves—two geometric operations that would seem to have nothing at all to do with each other—the challenge for them was to prove the connection that they knew intuitively had to be there. The discovery of this connection (called the Fundamental Theorem of Calculus) brought differential and integral calculus together to become the single most powerful insight mathematicians had ever acquired for understanding how the universe worked.

### 5.1

## Estimating with Finite Sums

### What you'll learn about

- Distance Traveled
- Rectangular Approximation Method (RAM)
- Volume of a Sphere
- Cardiac Output

### ... and why

Learning about estimating with finite sums sets the foundation for understanding integral calculus.

### Distance Traveled

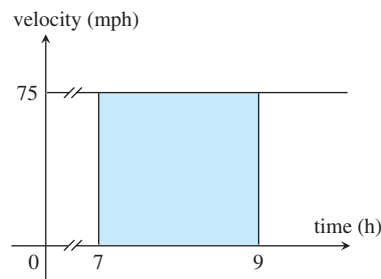
We know why a mathematician pondering motion problems might have been led to consider slopes of curves, but what do those same motion problems have to do with areas under curves? Consider the following problem from a typical elementary school textbook:

A train moves along a track at a steady rate of 75 miles per hour from 7:00 A.M. to 9:00 A.M. What is the total distance traveled by the train?

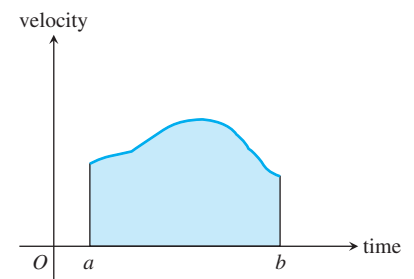
Applying the well-known formula  $\text{distance} = \text{rate} \times \text{time}$ , we find that the answer is 150 miles. Simple. Now suppose that you are Isaac Newton trying to make a connection between this formula and the graph of the velocity function.

You might notice that the distance traveled by the train (150 miles) is exactly the *area* of the rectangle whose base is the time interval  $[7, 9]$  and whose height at each point is the value of the constant velocity function  $v = 75$  (Figure 5.1). This is no accident, either, since *the distance traveled* and *the area* in this case are both found by multiplying the rate (75) by the change in time (2).

This same connection between distance traveled and rectangle area could be made no matter how fast the train was going or how long or short the time interval was. But what if the train had a velocity  $v$  that *varied* as a function of time? The graph (Figure 5.2) would no longer be a horizontal line, so the region under the graph would no longer be rectangular.

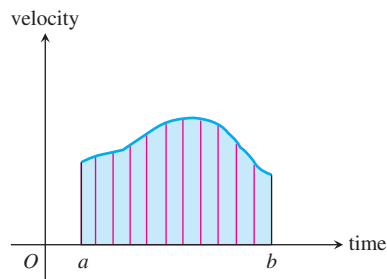


**Figure 5.1** The distance traveled by a 75 mph train in 2 hours is 150 miles, which corresponds to the area of the shaded rectangle.



**Figure 5.2** If the velocity varies over the time interval  $[a, b]$ , does the shaded region give the distance traveled?

Would the area of this irregular region still give the total distance traveled over the time interval? Newton and Leibniz (and, actually, many others who had considered this question) thought that it obviously would, and that is why they were interested in a calculus for finding areas under curves. They imagined the time interval being partitioned into many tiny subintervals, each one so small that the velocity over it would essentially be constant. Geometrically, this was equivalent to slicing the irregular region into narrow strips, each of which would be nearly indistinguishable from a narrow rectangle (Figure 5.3).



**Figure 5.3** The region is partitioned into vertical strips. If the strips are narrow enough, they are almost indistinguishable from rectangles. The sum of the areas of these “rectangles” will give the total area and can be interpreted as distance traveled.

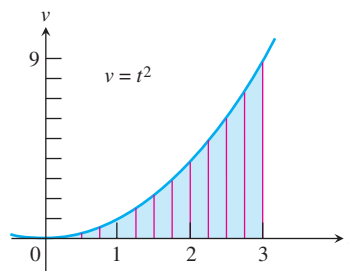
They argued that, just as the total area could be found by summing the areas of the (essentially rectangular) strips, the total distance traveled could be found by summing the small distances traveled over the tiny time intervals.

### EXAMPLE 1 Finding Distance Traveled when Velocity Varies

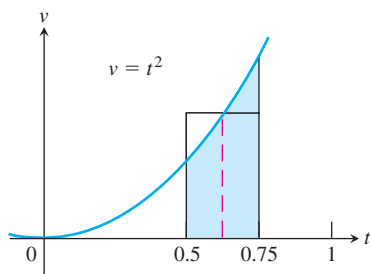
A particle starts at  $x = 0$  and moves along the  $x$ -axis with velocity  $v(t) = t^2$  for time  $t \geq 0$ . Where is the particle at  $t = 3$ ?

#### SOLUTION

We graph  $v$  and partition the time interval  $[0, 3]$  into subintervals of length  $\Delta t$ . (Figure 5.4 shows twelve subintervals of length  $3/12$  each.)



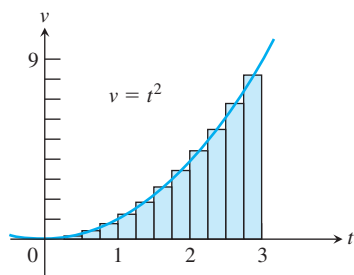
**Figure 5.4** The region under the parabola  $v = t^2$  from  $t = 0$  to  $t = 3$  is partitioned into 12 thin strips, each with base  $\Delta t = 1/4$ . The strips have curved tops. (Example 1)



**Figure 5.5** The area of the shaded region is approximated by the area of the rectangle whose height is the function value at the midpoint of the interval. (Example 1)

Notice that the region under the curve is partitioned into thin strips with bases of length  $1/4$  and *curved* tops that slope upward from left to right. You might not know how to find the area of such a strip, but you can get a good approximation of it by finding the area of a suitable rectangle. In Figure 5.5, we use the rectangle whose height is the  $y$ -coordinate of the function at the midpoint of its base.

*continued*



**Figure 5.6** These rectangles have approximately the same areas as the strips in Figure 5.4. Each rectangle has height  $m_i^2$ , where  $m_i$  is the midpoint of its base. (Example 1)

The area of this narrow rectangle approximates the distance traveled over the time subinterval. Adding all the areas (distances) gives an approximation of the total area under the curve (total distance traveled) from  $t = 0$  to  $t = 3$  (Figure 5.6).

Computing this sum of areas is straightforward. Each rectangle has a base of length  $\Delta t = 1/4$ , while the height of each rectangle can be found by evaluating the function at the midpoint of the subinterval. Table 5.1 shows the computations for the first four rectangles.

**Table 5.1**

Subinterval	$\left[0, \frac{1}{4}\right]$	$\left[\frac{1}{4}, \frac{1}{2}\right]$	$\left[\frac{1}{2}, \frac{3}{4}\right]$	$\left[\frac{3}{4}, 1\right]$
Midpoint $m_i$	$\frac{1}{8}$	$\frac{3}{8}$	$\frac{5}{8}$	$\frac{7}{8}$
Height = $(m_i)^2$	$\frac{1}{64}$	$\frac{9}{64}$	$\frac{25}{64}$	$\frac{49}{64}$
Area = $(1/4)(m_i)^2$	$\frac{1}{256}$	$\frac{9}{256}$	$\frac{25}{256}$	$\frac{49}{256}$

Continuing in this manner, we derive the area  $(1/4)(m_i)^2$  for each of the twelve subintervals and add them:

$$\begin{aligned} \frac{1}{256} + \frac{9}{256} + \frac{25}{256} + \frac{49}{256} + \frac{81}{256} + \frac{121}{256} + \frac{169}{256} + \frac{225}{256} \\ + \frac{289}{256} + \frac{361}{256} + \frac{441}{256} + \frac{529}{256} = \frac{2300}{256} \approx 8.98. \end{aligned}$$

Since this number approximates the area and hence the total distance traveled by the particle, we conclude that the particle has moved approximately 9 units in 3 seconds. If it starts at  $x = 0$ , then it is very close to  $x = 9$  when  $t = 3$ . **Now try Exercise 3.**

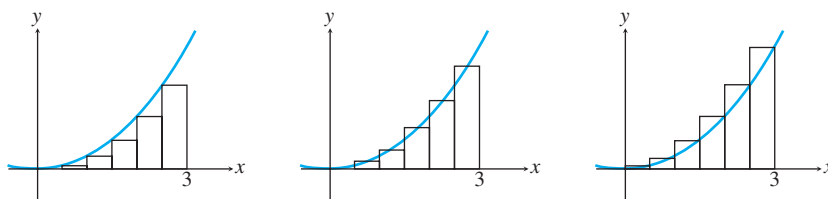
### Approximation by Rectangles

Approximating irregularly-shaped regions by regularly-shaped regions for the purpose of computing areas is not new. Archimedes used the idea more than 2200 years ago to find the area of a circle, demonstrating in the process that  $\pi$  was located between 3.140845 and 3.142857. He also used approximations to find the area under a parabolic arch, anticipating the answer to an important seventeenth-century question nearly 2000 years before anyone thought to ask it. The fact that we still measure the area of anything—even a circle—in “square units” is obvious testimony to the historical effectiveness of using rectangles for approximating areas.

To make it easier to talk about approximations with rectangles, we now introduce some new terminology.

## Rectangular Approximation Method (RAM)

In Example 1 we used the *Midpoint Rectangular Approximation Method* (MRAM) to approximate the area under the curve. The name suggests the choice we made when determining the heights of the approximating rectangles: We evaluated the function at the midpoint of each subinterval. If instead we had evaluated the function at the left-hand endpoint we would have obtained the *LRAM* approximation, and if we had used the right-hand endpoints we would have obtained the *RRAM* approximation. Figure 5.7 shows what the three approximations look like graphically when we approximate the area under the curve  $y = x^2$  from  $x = 0$  to  $x = 3$  with six subintervals.



**Figure 5.7** LRAM, MRAM, and RRAM approximations to the area under the graph of  $y = x^2$  from  $x = 0$  to  $x = 3$ .

No matter which RAM approximation we compute, we are adding products of the form  $f(x_i) \cdot \Delta x$ , or, in this case,  $(x_i)^2 \cdot (3/6)$ .

LRAM:

$$\left(0\right)^2\left(\frac{1}{2}\right) + \left(\frac{1}{2}\right)^2\left(\frac{1}{2}\right) + \left(1\right)^2\left(\frac{1}{2}\right) + \left(\frac{3}{2}\right)^2\left(\frac{1}{2}\right) + \left(2\right)^2\left(\frac{1}{2}\right) + \left(\frac{5}{2}\right)^2\left(\frac{1}{2}\right) = 6.875$$

MRAM:

$$\left(\frac{1}{4}\right)^2\left(\frac{1}{2}\right) + \left(\frac{3}{4}\right)^2\left(\frac{1}{2}\right) + \left(\frac{5}{4}\right)^2\left(\frac{1}{2}\right) + \left(\frac{7}{4}\right)^2\left(\frac{1}{2}\right) + \left(\frac{9}{4}\right)^2\left(\frac{1}{2}\right) + \left(\frac{11}{4}\right)^2\left(\frac{1}{2}\right) = 8.9375$$

RRAM:

$$\left(\frac{1}{2}\right)^2\left(\frac{1}{2}\right) + \left(1\right)^2\left(\frac{1}{2}\right) + \left(\frac{3}{2}\right)^2\left(\frac{1}{2}\right) + \left(2\right)^2\left(\frac{1}{2}\right) + \left(\frac{5}{2}\right)^2\left(\frac{1}{2}\right) + \left(3\right)^2\left(\frac{1}{2}\right) = 11.375$$

As we can see from Figure 5.7, LRAM is smaller than the true area and RRAM is larger. MRAM appears to be the closest of the three approximations. However, observe what happens as the number  $n$  of subintervals increases:

$n$	LRAM $_n$	MRAM $_n$	RRAM $_n$
6	6.875	8.9375	11.375
12	7.90625	8.984375	10.15625
24	8.4453125	8.99609375	9.5703125
48	8.720703125	8.999023438	9.283203125
100	8.86545	8.999775	9.13545
1000	8.9865045	8.9999775	9.0135045

We computed the numbers in this table using a graphing calculator and a summing program called RAM. A version of this program for most graphing calculators can be found in the *Technology Resource Manual* that accompanies this textbook. All three sums approach the same number (in this case, 9).

### EXAMPLE 2 Estimating Area Under the Graph of a Nonnegative Function

Figure 5.8 shows the graph of  $f(x) = x^2 \sin x$  on the interval  $[0, 3]$ . Estimate the area under the curve from  $x = 0$  to  $x = 3$ .

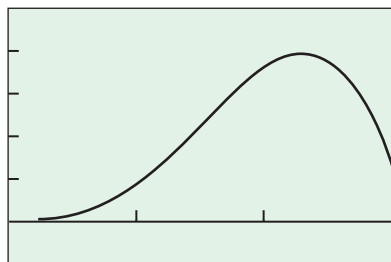
#### SOLUTION

We apply our RAM program to get the numbers in this table.

$n$	LRAM $_n$	MRAM $_n$	RRAM $_n$
5	5.15480	5.89668	5.91685
10	5.52574	5.80685	5.90677
25	5.69079	5.78150	5.84320
50	5.73615	5.77788	5.81235
100	5.75701	5.77697	5.79511
1000	5.77476	5.77667	5.77857

It is not necessary to compute all three sums each time just to approximate the area, but we wanted to show again how all three sums approach the same number. With 1000 subintervals, all three agree in the first three digits. (The exact area is  $-7 \cos 3 + 6 \sin 3 - 2$ , which is 5.77666752456 to twelve digits.)

**Now try Exercise 7.**



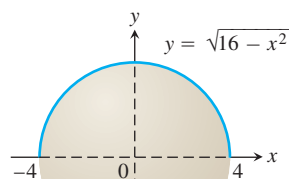
$[0, 3]$  by  $[-1, 5]$

**Figure 5.8** The graph of  $y = x^2 \sin x$  over the interval  $[0, 3]$ . (Example 2)

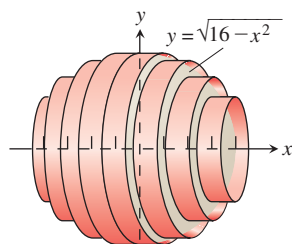
**EXPLORATION 1 Which RAM is the Biggest?**

You might think from the previous two RAM tables that LRAM is always a little low and RRAM a little high, with MRAM somewhere in between. That, however, depends on  $n$  and on the shape of the curve.

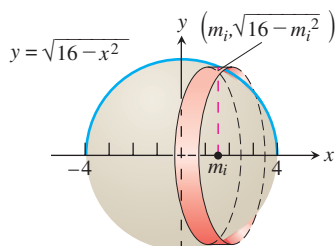
1. Graph  $y = 5 - 4 \sin(x/2)$  in the window  $[0, 3]$  by  $[0, 5]$ . Copy the graph on paper and sketch the rectangles for the LRAM, MRAM, and RRAM sums with  $n = 3$ . Order the three approximations from greatest to smallest.
2. Graph  $y = 2 \sin(5x) + 3$  in the same window. Copy the graph on paper and sketch the rectangles for the LRAM, MRAM, and RRAM sums with  $n = 3$ . Order the three approximations from greatest to smallest.
3. If a positive, continuous function is increasing on an interval, what can we say about the relative sizes of LRAM, MRAM, and RRAM? Explain.
4. If a positive, continuous function is decreasing on an interval, what can we say about the relative sizes of LRAM, MRAM, and RRAM? Explain.



(a)



(b)



(c)

**Figure 5.9** (a) The semicircle  $y = \sqrt{16 - x^2}$  revolved about the  $x$ -axis to generate a sphere. (b) Slices of the solid sphere approximated with cylinders (drawn for  $n = 8$ ). (c) The typical approximating cylinder has radius  $f(m_i) = \sqrt{16 - m_i^2}$ . (Example 3)

## Volume of a Sphere

Although the visual representation of RAM approximation focuses on area, remember that our original motivation for looking at sums of this type was to find distance traveled by an object moving with a nonconstant velocity. The connection between Examples 1 and 2 is that in each case, we have a function  $f$  defined on a closed interval and estimate what we want to know with a sum of function values multiplied by interval lengths. Many other physical quantities can be estimated this way.

### EXAMPLE 3 Estimating the Volume of a Sphere

Estimate the volume of a solid sphere of radius 4.

#### SOLUTION

We picture the sphere as if its surface were generated by revolving the graph of the function  $f(x) = \sqrt{16 - x^2}$  about the  $x$ -axis (Figure 5.9a). We partition the interval  $-4 \leq x \leq 4$  into  $n$  subintervals of equal length  $\Delta x = 8/n$ . We then slice the sphere with planes perpendicular to the  $x$ -axis at the partition points, cutting it like a round loaf of bread into  $n$  parallel slices of width  $\Delta x$ . When  $n$  is large, each slice can be approximated by a cylinder, a familiar geometric shape of known volume,  $\pi r^2 h$ . In our case, the cylinders lie on their sides and  $h$  is  $\Delta x$  while  $r$  varies according to where we are on the  $x$ -axis (Figure 5.9b). A logical radius to choose for each cylinder is  $f(m_i) = \sqrt{16 - m_i^2}$ , where  $m_i$  is the midpoint of the interval where the  $i^{\text{th}}$  slice intersects the  $x$ -axis (Figure 5.9c).

We can now approximate the volume of the sphere by using MRAM to sum the cylinder volumes,

$$\pi r^2 h = \pi(\sqrt{16 - m_i^2})^2 \Delta x.$$

The function we use in the RAM program is  $\pi(\sqrt{16 - x^2})^2 = \pi(16 - x^2)$ . The interval is  $[-4, 4]$ .

Number of Slices ( $n$ )	MRAM $_n$
10	269.42299
25	268.29704
50	268.13619
100	268.09598
1000	268.08271

*continued*

**Keeping Track of Units**

Notice in Example 3 that we are summing products of the form  $\pi(16 - x^2)$  (a cross section area, measured in square units) times  $\Delta x$  (a length, measured in units). The products are therefore measured in cubic units, which are the correct units for volume.

The value for  $n = 1000$  compares *very* favorably with the true volume,

$$V = \frac{4}{3}\pi r^3 = \frac{4}{3}\pi(4)^3 = \frac{256\pi}{3} \approx 268.0825731.$$

Even for  $n = 10$  the difference between the MRAM approximation and the true volume is a small percentage of  $V$ :

$$\frac{|\text{MRAM}_{10} - V|}{V} = \frac{\text{MRAM}_{10} - 256\pi/3}{256\pi/3} \leq 0.005.$$

That is, the error percentage is about one half of one percent! **Now try Exercise 13.**

**Table 5.2** Dye Concentration Data

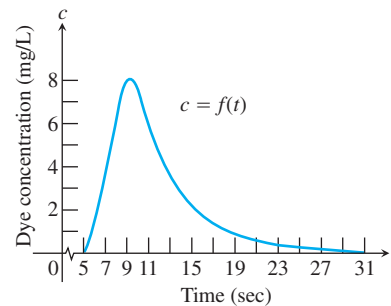
Seconds after Injection $t$	Dye Concentration (adjusted for recirculation) $c$
5	0
7	3.8
9	8.0
11	6.1
13	3.6
15	2.3
17	1.45
19	0.91
21	0.57
23	0.36
25	0.23
27	0.14
29	0.09
31	0

**Cardiac Output**

So far we have seen applications of the RAM process to finding distance traveled and volume. These applications hint at the usefulness of this technique. To suggest its versatility we will present an application from human physiology.

The number of liters of blood your heart pumps in a fixed time interval is called your *cardiac output*. For a person at rest, the rate might be 5 or 6 liters per minute. During strenuous exercise the rate might be as high as 30 liters per minute. It might also be altered significantly by disease. How can a physician measure a patient's cardiac output without interrupting the flow of blood?

One technique is to inject a dye into a main vein near the heart. The dye is drawn into the right side of the heart and pumped through the lungs and out the left side of the heart into the aorta, where its concentration can be measured every few seconds as the blood flows past. The data in Table 5.2 and the plot in Figure 5.10 (obtained from the data) show the response of a healthy, resting patient to an injection of 5.6 mg of dye.



**Figure 5.10** The dye concentration data from Table 5.2, plotted and fitted with a smooth curve. Time is measured with  $t = 0$  at the time of injection. The dye concentration is zero at the beginning while the dye passes through the lungs. It then rises to a maximum at about  $t = 9$  sec and tapers to zero by  $t = 31$  sec.

The graph shows dye concentration (measured in milligrams of dye per liter of blood) as a function of time (in seconds). How can we use this graph to obtain the cardiac output (measured in liters of blood per second)? The trick is to divide the *number of mg of dye* by the *area under the dye concentration curve*. You can see why this works if you consider what happens to the units:

$$\begin{aligned} \frac{\text{mg of dye}}{\text{units of area under curve}} &= \frac{\text{mg of dye}}{\frac{\text{mg of dye}}{\text{L of blood}} \cdot \text{sec}} \\ &= \frac{\text{mg of dye}}{\text{sec}} \cdot \frac{\text{L of blood}}{\text{mg of dye}} \\ &= \frac{\text{L of blood}}{\text{sec}}. \end{aligned}$$

So you are now ready to compute like a cardiologist.

## Charles Richard Drew

(1904–1950)



Millions of people are alive today because of Charles Drew's pioneering work on blood plasma and the preservation of human blood for transfusion.

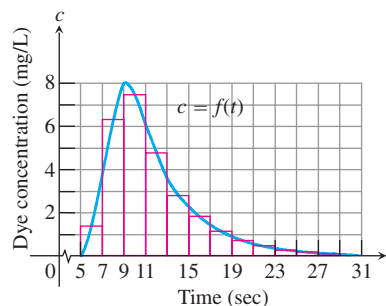
After directing the Red Cross program that collected plasma for the Armed Forces in World War II, Dr. Drew went on to become Head of Surgery at Howard University and Chief of Staff at Freedmen's Hospital in Washington, D.C.

### EXAMPLE 4 Computing Cardiac Output from Dye Concentration

Estimate the cardiac output of the patient whose data appear in Table 5.2 and Figure 5.10. Give the estimate in liters per minute.

#### SOLUTION

We have seen that we can obtain the cardiac output by dividing the amount of dye (5.6 mg for our patient) by the area under the curve in Figure 5.10. Now we need to find the area. Our geometry formulas do not apply to this irregularly shaped region, and the RAM program is useless without a formula for the function. Nonetheless, we can draw the MRAM rectangles ourselves and estimate their heights from the graph. In Figure 5.11 each rectangle has a base 2 units long and a height  $f(m_i)$  equal to the height of the curve above the midpoint of the base.



**Figure 5.11** The region under the concentration curve of Figure 5.10 is approximated with rectangles. We ignore the portion from  $t = 29$  to  $t = 31$ ; its concentration is negligible. (Example 4)

The area of each rectangle, then, is  $f(m_i)$  times 2, and the sum of the rectangular areas is the MRAM estimate for the area under the curve:

$$\begin{aligned} \text{Area} &\approx f(6) \cdot 2 + f(8) \cdot 2 + f(10) \cdot 2 + \cdots + f(28) \cdot 2 \\ &\approx 2 \cdot (1.4 + 6.3 + 7.5 + 4.8 + 2.8 + 1.9 + 1.1 \\ &\quad + 0.7 + 0.5 + 0.3 + 0.2 + 0.1) \\ &= 2 \cdot (27.6) = 55.2 \text{ (mg/L)} \cdot \text{sec}. \end{aligned}$$

Dividing 5.6 mg by this figure gives an estimate for cardiac output in liters per second. Multiplying by 60 converts the estimate to liters per minute:

$$\frac{5.6 \text{ mg}}{55.2 \text{ mg} \cdot \text{sec/L}} \cdot \frac{60 \text{ sec}}{1 \text{ min}} \approx 6.09 \text{ L/min.}$$

**Now try Exercise 15.**

## Quick Review 5.1

As you answer the questions in Exercises 1–10, try to associate the answers with area, as in Figure 5.1.

1. A train travels at 80 mph for 5 hours. How far does it travel? **400 miles**
2. A truck travels at an average speed of 48 mph for 3 hours. How far does it travel? **144 miles**
3. Beginning at a standstill, a car maintains a constant acceleration of  $10 \text{ ft/sec}^2$  for 10 seconds. What is its velocity after 10 seconds? Give your answer in ft/sec and then convert it to mi/h. **100 ft/sec  $\approx$  68.18 mph**

4. In a vacuum, light travels at a speed of 300,000 kilometers per second. How many kilometers does it travel in a year? (This distance equals one *light-year*.)  **$9.46 \times 10^{12}$  km**
5. A long distance runner ran a race in 5 hours, averaging 6 mph for the first 3 hours and 5 mph for the last 2 hours. How far did she run? **28 miles**
6. A pump working at 20 gallons/minute pumps for an hour. How many gallons are pumped? **1200 gallons**



7. At 8:00 P.M. the temperature began dropping at a rate of 1 degree Celsius per hour. Twelve hours later it began rising at a rate of 1.5 degrees per hour for six hours. What was the net change in temperature over the 18-hour period?  $-3^\circ$
8. Water flows over a spillway at a steady rate of 300 cubic feet per second. How many cubic feet of water pass over the spillway in one day?  $25,920,000 \text{ ft}^3$
9. A city has a population density of 350 people per square mile in an area of 50 square miles. What is the population of the city?  $17,500 \text{ people}$
10. A hummingbird in flight beats its wings at a rate of 70 times per second. How many times does it beat its wings in an hour if it is in flight 70% of the time?  $176,400 \text{ times}$

## Section 5.1 Exercises

1. A particle starts at  $x = 0$  and moves along the  $x$ -axis with velocity  $v(t) = 5$  for time  $t \geq 0$ . Where is the particle at  $t = 4$ ? [See page 273.](#)
2. A particle starts at  $x = 0$  and moves along the  $x$ -axis with velocity  $v(t) = 2t + 1$  for time  $t \geq 0$ . Where is the particle at  $t = 4$ ? [See page 273.](#)
3. A particle starts at  $x = 0$  and moves along the  $x$ -axis with velocity  $v(t) = t^2 + 1$  for time  $t \geq 0$ . Where is the particle at  $t = 4$ ? Approximate the area under the curve using four rectangles of equal width and heights determined by the midpoints of the intervals, as in Example 1. [See page 273.](#)
4. A particle starts at  $x = 0$  and moves along the  $x$ -axis with velocity  $v(t) = t^2 + 1$  for time  $t \geq 0$ . Where is the particle at  $t = 5$ ? Approximate the area under the curve using five rectangles of equal width and heights determined by the midpoints of the intervals, as in Example 1. [See page 273.](#)

Exercises 5–8 refer to the region  $R$  enclosed between the graph of the function  $y = 2x - x^2$  and the  $x$ -axis for  $0 \leq x \leq 2$ .

5. (a) Sketch the region  $R$ .  
 (b) Partition  $[0, 2]$  into 4 subintervals and show the four rectangles that LRAM uses to approximate the area of  $R$ . Compute the LRAM sum without a calculator.
6. Repeat Exercise 1(b) for RRAM and MRAM.
7. Using a calculator program, find the RAM sums that complete the following table.

$n$	LRAM $_n$	MRAM $_n$	RRAM $_n$
10	1.32	1.34	1.32
50	1.3328	1.3336	1.3328
100	1.3332	1.3334	1.3332
500	1.333328	1.333336	1.333328

8. Make a conjecture about the area of the region  $R$ . [The area is  \$\frac{4}{3}\$ .](#)

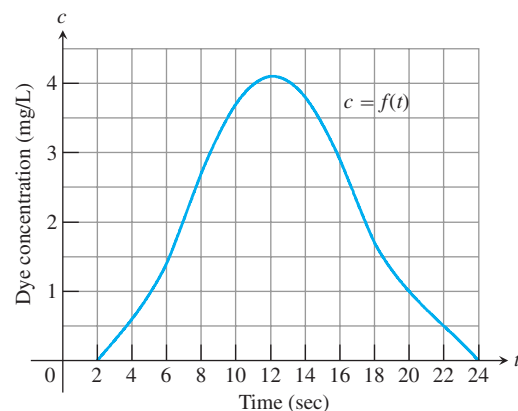
In Exercises 9–12, use RAM to estimate the area of the region enclosed between the graph of  $f$  and the  $x$ -axis for  $a \leq x \leq b$ .

9.  $f(x) = x^2 - x + 3$ ,  $a = 0$ ,  $b = 3$   $13.5$
10.  $f(x) = \frac{1}{x}$ ,  $a = 1$ ,  $b = 3$   $1.0986$
11.  $f(x) = e^{-x^2}$ ,  $a = 0$ ,  $b = 2$   $0.8821$
12.  $f(x) = \sin x$ ,  $a = 0$ ,  $b = \pi$   $2$
13. (Continuation of Example 3) Use the slicing technique of Example 3 to find the MRAM sums that approximate the

volume of a sphere of radius 5. Use  $n = 10, 20, 40, 80$ , and 160.

14. (Continuation of Exercise 13) Use a geometry formula to find the volume  $V$  of the sphere in Exercise 13 and find (a) the error and (b) the percentage error in the MRAM approximation for each value of  $n$  given.
15. **Cardiac Output** The following table gives dye concentrations for a dye-concentration cardiac-output determination like the one in Example 4. The amount of dye injected in this patient was 5 mg instead of 5.6 mg. Use rectangles to estimate the area under the dye concentration curve and then go on to estimate the patient's cardiac output.  $\approx 44.8; \approx 6.7 \text{ L/min}$

Seconds after Injection $t$	Dye Concentration (adjusted for recirculation) $c$
2	0
4	0.6
6	1.4
8	2.7
10	3.7
12	4.1
14	3.8
16	2.9
18	1.7
20	1.0
22	0.5
24	0



- 16. Distance Traveled** The table below shows the velocity of a model train engine moving along a track for 10 sec. Estimate the distance traveled by the engine, using 10 subintervals of length 1 with (a) left-endpoint values (LRAM) and (b) right-endpoint values (RRAM). (a) 87 in. = 7.25 ft (b) 87 in. = 7.25 ft

Time (sec)	Velocity (in./sec)	Time (sec)	Velocity (in./sec)
0	0	6	11
1	12	7	6
2	22	8	2
3	10	9	6
4	5	10	0
5	13		

- 17. Distance Traveled Upstream** You are walking along the bank of a tidal river watching the incoming tide carry a bottle upstream. You record the velocity of the flow every 5 minutes for an hour, with the results shown in the table below. About how far upstream does the bottle travel during that hour? Find the (a) LRAM and (b) RRAM estimates using 12 subintervals of length 5. (a) 5220 m (b) 4920 m

Time (min)	Velocity (m/sec)	Time (min)	Velocity (m/sec)
0	1	35	1.2
5	1.2	40	1.0
10	1.7	45	1.8
15	2.0	50	1.5
20	1.8	55	1.2
25	1.6	60	0
30	1.4		

- 18. Length of a Road** You and a companion are driving along a twisty stretch of dirt road in a car whose speedometer works but whose odometer (mileage counter) is broken. To find out how long this particular stretch of road is, you record the car's velocity at 10-sec intervals, with the results shown in the table below. (The velocity was converted from mi/h to ft/sec using  $30 \text{ mi/h} = 44 \text{ ft/sec}$ .) Estimate the length of the road by averaging the LRAM and RRAM sums. 3665 ft

Time (sec)	Velocity (ft/sec)	Time (sec)	Velocity (ft/sec)
0	0	70	15
10	44	80	22
20	15	90	35
30	35	100	44
40	30	110	30
50	44	120	35
60	35		

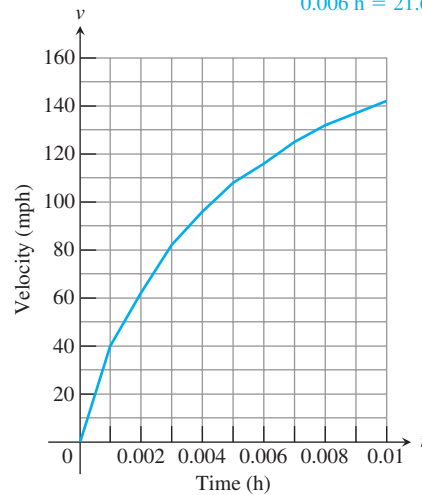
- 19. Distance from Velocity Data** The table below gives data for the velocity of a vintage sports car accelerating from 0 to 142 mi/h in 36 sec (10 thousandths of an hour.)

Time (h)	Velocity (mi/h)	Time (h)	Velocity (mi/h)
0.0	0	0.006	116
0.001	40	0.007	125
0.002	62	0.008	132
0.003	82	0.009	137
0.004	96	0.010	142
0.005	108		

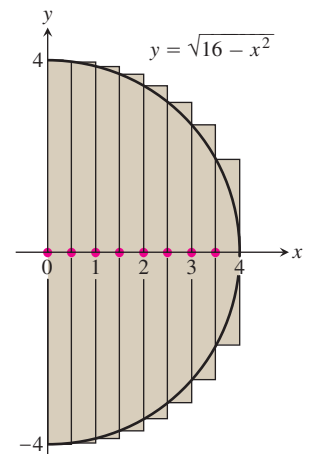
- (a) Use rectangles to estimate how far the car traveled during the 36 sec it took to reach 142 mi/h. 0.969 mi

- (b) Roughly how many seconds did it take the car to reach the halfway point? About how fast was the car going then?

0.006 h = 21.6 sec; 116 mph



- 20. Volume of a Solid Hemisphere** To estimate the volume of a solid hemisphere of radius 4, imagine its axis of symmetry to be the interval  $[0, 4]$  on the  $x$ -axis. Partition  $[0, 4]$  into eight subintervals of equal length and approximate the solid with cylinders based on the circular cross sections of the hemisphere perpendicular to the  $x$ -axis at the subintervals' left endpoints. (See the accompanying profile view.)



$S_8 \approx 146.08406$

Overestimate, because each rectangle extends beyond the curve.

- (a) **Writing to Learn** Find the sum  $S_8$  of the volumes of the cylinders. Do you expect  $S_8$  to overestimate  $V$ ? Give reasons for your answer.

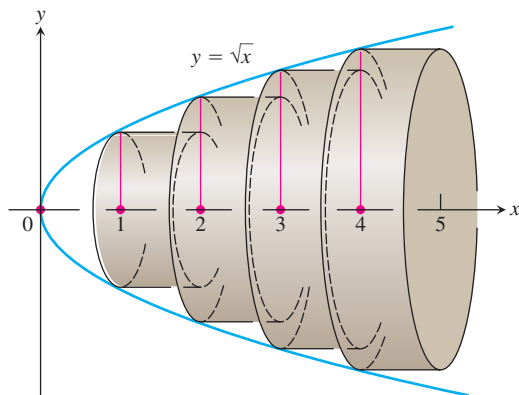
- (b) Express  $|V - S_8|$  as a percentage of  $V$  to the nearest percent. 9%

21. Repeat Exercise 20 using cylinders based on cross sections at the right endpoints of the subintervals. (a)  $S_8 \approx 120.95132$  Underestimate (b) 10%
22. **Volume of Water in a Reservoir** A reservoir shaped like a hemispherical bowl of radius 8 m is filled with water to a depth of 4 m.
- (a) Find an estimate  $S$  of the water's volume by approximating the water with eight circumscribed solid cylinders.  $372.27873 \text{ m}^3$
- (b) It can be shown that the water's volume is  $V = (320\pi)/3 \text{ m}^3$ . Find the error  $|V - S|$  as a percentage of  $V$  to the nearest percent. 11%

23. **Volume of Water in a Swimming Pool** A rectangular swimming pool is 30 ft wide and 50 ft long. The table below shows the depth  $h(x)$  of the water at 5-ft intervals from one end of the pool to the other. Estimate the volume of water in the pool using (a) left-endpoint values and (b) right-endpoint values. (a)  $15,465 \text{ ft}^3$  (b)  $16,515 \text{ ft}^3$

Position (ft)	Depth (ft)	Position (ft)	Depth (ft)
$x$	$h(x)$	$x$	$h(x)$
0	6.0	30	11.5
5	8.2	35	11.9
10	9.1	40	12.3
15	9.9	45	12.7
20	10.5	50	13.0
25	11.0		

24. **Volume of a Nose Cone** The nose "cone" of a rocket is a *paraboloid* obtained by revolving the curve  $y = \sqrt{x}$ ,  $0 \leq x \leq 5$  about the  $x$ -axis, where  $x$  is measured in feet. Estimate the volume  $V$  of the nose cone by partitioning  $[0, 5]$  into five subintervals of equal length, slicing the cone with planes perpendicular to the  $x$ -axis at the subintervals' left endpoints, constructing cylinders of height 1 based on cross sections at these points, and finding the volumes of these cylinders. (See the accompanying figure.) 31.41593



25. **Volume of a Nose Cone** Repeat Exercise 24 using cylinders based on cross sections at the *midpoints* of the subintervals. 39.26991
26. **Free Fall with Air Resistance** An object is dropped straight down from a helicopter. The object falls faster and faster but its acceleration (rate of change of its velocity) decreases over time

because of air resistance. The acceleration is measured in  $\text{ft}/\text{sec}^2$  and recorded every second after the drop for 5 sec, as shown in the table below.

$t$	0	1	2	3	4	5
$a$	32.00	19.41	11.77	7.14	4.33	2.63

- (a) Use  $\text{LRAM}_5$  to find an upper estimate for the speed when  $t = 5$ . 74.65 ft/sec
- (b) Use  $\text{RRAM}_5$  to find a lower estimate for the speed when  $t = 5$ . 45.28 ft/sec
- (c) Use upper estimates for the speed during the first second, second second, and third second to find an upper estimate for the distance fallen when  $t = 3$ . 146.59 ft
27. **Distance Traveled by a Projectile** An object is shot straight upward from sea level with an initial velocity of 400 ft/sec.
- (a) Assuming gravity is the only force acting on the object, give an upper estimate for its velocity after 5 sec have elapsed. Use  $g = 32 \text{ ft}/\text{sec}^2$  for the gravitational constant. 240 ft/sec
- (b) Find a lower estimate for the height attained after 5 sec. 1520 ft with  $\text{RRAM}$  and  $n = 5$
28. **Water Pollution** Oil is leaking out of a tanker damaged at sea. The damage to the tanker is worsening as evidenced by the increased leakage each hour, recorded in the table below.

Time (h)	0	1	2	3	4
Leakage (gal/h)	50	70	97	136	190

Time (h)	5	6	7	8
Leakage (gal/h)	265	369	516	720

- (a) Give an upper and lower estimate of the total quantity of oil that has escaped after 5 hours. Upper: 758 gal; lower: 543 gal
- (b) Repeat part (a) for the quantity of oil that has escaped after 8 hours. Upper: 2363 gal; lower: 1693 gal
- (c) The tanker continues to leak 720 gal/h after the first 8 hours. If the tanker originally contained 25,000 gal of oil, approximately how many more hours will elapse in the worst case before all of the oil has leaked? in the best case? Worst case: 31.44 h; best case: 32.37 h
29. **Air Pollution** A power plant generates electricity by burning oil. Pollutants produced by the burning process are removed by scrubbers in the smokestacks. Over time the scrubbers become less efficient and eventually must be replaced when the amount of pollutants released exceeds government standards. Measurements taken at the end of each month determine the rate at which pollutants are released into the atmosphere as recorded in the table below.

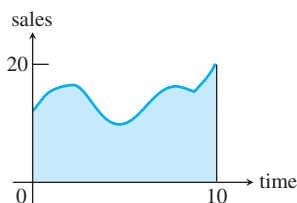
Month	Jan	Feb	Mar	Apr	May	Jun
Pollutant Release Rate (tons/day)	0.20	0.25	0.27	0.34	0.45	0.52

Month	Jul	Aug	Sep	Oct	Nov	Dec
Pollutant Release Rate (tons/day)	0.63	0.70	0.81	0.85	0.89	0.95

(a) Assuming a 30-day month and that new scrubbers allow only 0.05 ton/day released, give an upper estimate of the total tonnage of pollutants released by the end of June. What is a lower estimate? **Upper: 60.9 tons; lower: 46.8 tons**

(b) In the best case, approximately when will a total of 125 tons of pollutants have been released into the atmosphere?

- 30. Writing to Learn** The graph shows the sales record for a company over a 10-year period. If sales are measured in millions of units per year, explain what information can be obtained from the area of the region, and why.



The area of the region is the total number of sales, in millions of units, over the 10-year period. The area units are (millions of units/year)years = millions of units.

## Standardized Test Questions

You should solve the following problems without using a graphing calculator.

- 31. True or False** If  $f$  is a positive, continuous, increasing function on  $[a, b]$ , then LRAM gives an area estimate that is less than the true area under the curve. Justify your answer.
- 32. True or False** For a given number of rectangles, MRAM always gives a more accurate approximation to the true area under the curve than RRAM or LRAM. Justify your answer.
- 33. Multiple Choice** If an MRAM sum with four rectangles of equal width is used to approximate the area enclosed between the  $x$ -axis and the graph of  $y = 4x - x^2$ , the approximation is **E**
- (A) 10    (B) 10.5    (C)  $10\bar{6}$     (D) 10.75    (E) 11
- 34. Multiple Choice** If  $f$  is a positive, continuous function on an interval  $[a, b]$ , which of the following rectangular approximation methods has a limit equal to the actual area under the curve from  $a$  to  $b$  as the number of rectangles approaches infinity? **D**

- I. LRAM  
II. RRAM  
III. MRAM

- (A) I and II only  
(B) III only  
(C) I and III only  
(D) I, II, and III  
(E) None of these

- Compute the area of the rectangle under the curve to find the particle is at  $x = 20$ .
- Compute the area of the trapezoid under the curve to find the particle is at  $x = 20$ .
- Each rectangle has base 1. The area under the curve is approximately  $1\left(\frac{5}{4} + \frac{13}{4} + \frac{29}{4} + \frac{53}{4}\right) = 25$ , so the particle is close to  $x = 25$ .
- Each rectangle has base 1. The area under the curve is approximately  $1\left(\frac{5}{4} + \frac{13}{4} + \frac{29}{4} + \frac{53}{4} + \frac{85}{4}\right) = 46.25$ , so the particle is close to  $x = 46.25$ .

- 35. Multiple Choice** An LRAM sum with 4 equal subdivisions is used to approximate the area under the sine curve from  $x = 0$  to  $x = \pi$ . What is the approximation? **C**

- (A)  $\frac{\pi}{4}\left(0 + \frac{\pi}{4} + \frac{\pi}{2} + \frac{3\pi}{4}\right)$     (B)  $\frac{\pi}{4}\left(0 + \frac{1}{2} + \frac{\sqrt{3}}{2} + 1\right)$   
(C)  $\frac{\pi}{4}\left(0 + \frac{\sqrt{2}}{2} + 1 + \frac{\sqrt{2}}{2}\right)$     (D)  $\frac{\pi}{4}\left(0 + \frac{1}{2} + \frac{\sqrt{2}}{2} + \frac{\sqrt{3}}{2}\right)$   
(E)  $\frac{\pi}{4}\left(\frac{1}{2} + \frac{\sqrt{2}}{2} + \frac{\sqrt{3}}{2} + 1\right)$

- 36. Multiple Choice** A truck moves with positive velocity  $v(t)$  from time  $t = 3$  to time  $t = 15$ . The area under the graph of  $y = v(t)$  between 3 and 15 gives **D**

- (A) the velocity of the truck at  $t = 15$ .  
(B) the acceleration of the truck at  $t = 15$ .  
(C) the position of the truck at  $t = 15$ .  
(D) the distance traveled by the truck from  $t = 3$  to  $t = 15$ .  
(E) the average position of the truck in the interval from  $t = 3$  to  $t = 15$ .

## Exploration

- 37. Group Activity Area of a Circle** Inscribe a regular  $n$ -sided polygon inside a circle of radius 1 and compute the area of the polygon for the following values of  $n$ .
- (a) 4 (square)    (b) 8 (octagon)    (c) 16  
(d) Compare the areas in parts (a), (b), and (c) with the area of the circle.

## Extending the Ideas

- 38. Rectangular Approximation Methods** Prove or disprove the following statement:  $\text{MRAM}_n$  is always the average of  $\text{LRAM}_n$  and  $\text{RRAM}_n$ . **False; look at  $f(x) = x^2$ ,  $0 \leq x \leq 1$ ,  $n = 1$ .**
- 39. Rectangular Approximation Methods** Show that if  $f$  is a nonnegative function on the interval  $[a, b]$  and the line  $x = (a + b)/2$  is a line of symmetry of the graph of  $y = f(x)$ , then  $\text{LRAM}_n f = \text{RRAM}_n f$  for every positive integer  $n$ .
- 40. (Continuation of Exercise 37)**
- (a) Inscribe a regular  $n$ -sided polygon inside a circle of radius 1 and compute the area of one of the  $n$  congruent triangles formed by drawing radii to the vertices of the polygon.  
(b) Compute the limit of the area of the inscribed polygon as  $n \rightarrow \infty$ .  
(c) Repeat the computations in parts (a) and (b) for a circle of radius  $r$ .
- 31. True.** Because the graph rises from left to right, the left-hand rectangles will all lie under the curve.
- 32. False.** For example, all three approximations are the same if the function is constant.
- 37. (a) 2    (b)  $2\sqrt{2} \approx 2.828$     (c)  $8 \sin\left(\frac{\pi}{8}\right) \approx 3.061$**   
(d) Each area is less than the area of the circle,  $\pi$ .  
As  $n$  increases, the polygon area approaches  $\pi$ .
- 39.  $\text{RRAM}_n f = \text{LRAM}_n f + f(x_n)\Delta x - f(x_0)\Delta x$**   
Since  $f(a) = f(b)$ , or  $f(x_0) = f(x_n)$ , we have  $\text{RRAM}_n f = \text{LRAM}_n f$ .

## 5.2

## Definite Integrals

## What you'll learn about

- Riemann Sums
- Terminology and Notation of Integration
- The Definite Integral
- Computing Definite Integrals on a Calculator
- Integrability

## ... and why

The definite integral is the basis of integral calculus, just as the derivative is the basis of differential calculus.

## Riemann Sums

In the preceding section, we estimated distances, areas, and volumes with finite sums. The terms in the sums were obtained by multiplying selected function values by the lengths of intervals. In this section we move beyond finite sums to see what happens in the limit, as the terms become infinitely small and their number infinitely large.

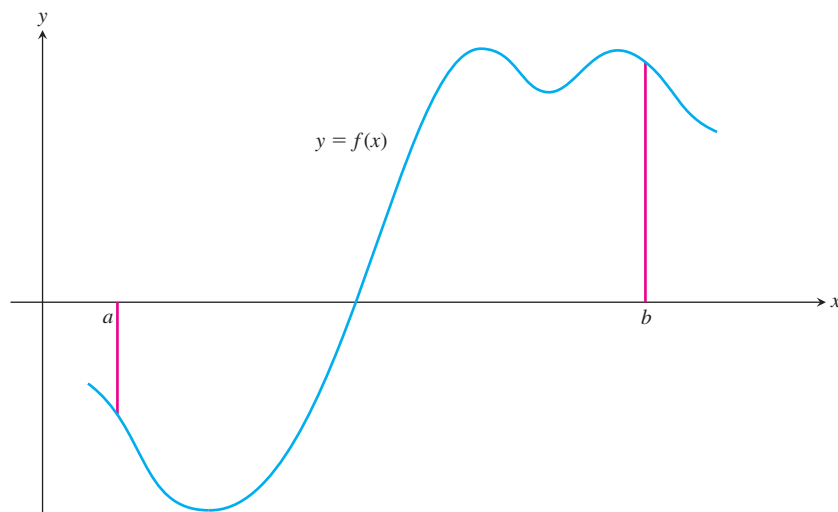
*Sigma notation* enables us to express a large sum in compact form:

$$\sum_{k=1}^n a_k = a_1 + a_2 + a_3 + \cdots + a_{n-1} + a_n.$$

The Greek capital letter  $\Sigma$  (sigma) stands for “sum.” The index  $k$  tells us where to begin the sum (at the number below the  $\Sigma$ ) and where to end (at the number above). If the symbol  $\infty$  appears above the  $\Sigma$ , it indicates that the terms go on indefinitely.

The sums in which we will be interested are called *Riemann* (“ree-mahn”) *sums*, after Georg Friedrich Bernhard Riemann (1826–1866). LRAM, MRAM, and RRAM in the previous section are all examples of Riemann sums—not because they estimated area, but because they were constructed in a particular way. We now describe that construction formally, in a more general context that does not confine us to nonnegative functions.

We begin with an arbitrary continuous function  $f(x)$  defined on a closed interval  $[a, b]$ . Like the function graphed in Figure 5.12, it may have negative values as well as positive values.



**Figure 5.12** The graph of a typical function  $y = f(x)$  over a closed interval  $[a, b]$ .

We then partition the interval  $[a, b]$  into  $n$  subintervals by choosing  $n - 1$  points, say  $x_1, x_2, \dots, x_{n-1}$ , between  $a$  and  $b$  subject only to the condition that

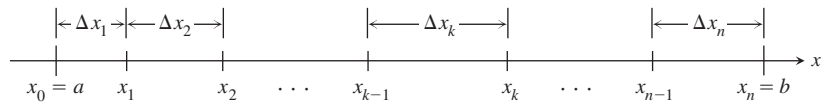
$$a < x_1 < x_2 < \cdots < x_{n-1} < b.$$

To make the notation consistent, we denote  $a$  by  $x_0$  and  $b$  by  $x_n$ . The set

$$P = \{x_0, x_1, x_2, \dots, x_n\}$$

is called a **partition** of  $[a, b]$ .

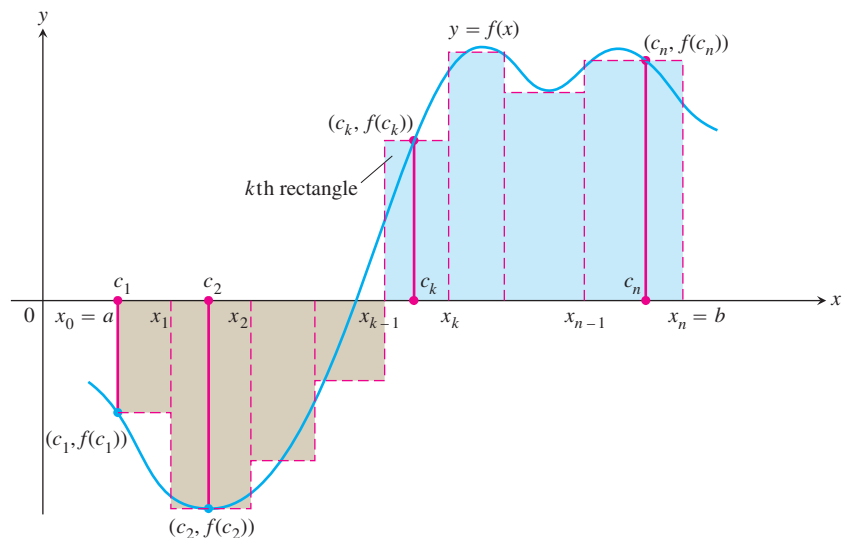
The partition  $P$  determines  $n$  closed **subintervals**, as shown in Figure 5.13. The  $k^{\text{th}}$  subinterval is  $[x_{k-1}, x_k]$ , which has length  $\Delta x_k = x_k - x_{k-1}$ .



**Figure 5.13** The partition  $P = \{a = x_0, x_1, x_2, \dots, x_n = b\}$  divides  $[a, b]$  into  $n$  subintervals of lengths  $\Delta x_1, \Delta x_2, \dots, \Delta x_n$ . The  $k^{\text{th}}$  subinterval has length  $\Delta x_k$ .

In each subinterval we select some number. Denote the number chosen from the  $k^{\text{th}}$  subinterval by  $c_k$ .

Then, on each subinterval we stand a vertical rectangle that reaches from the  $x$ -axis to touch the curve at  $(c_k, f(c_k))$ . These rectangles could lie either above or below the  $x$ -axis (Figure 5.14).



**Figure 5.14** Rectangles extending from the  $x$ -axis to intersect the curve at the points  $(c_k, f(c_k))$ . The rectangles approximate the region between the  $x$ -axis and the graph of the function.

On each subinterval, we form the product  $f(c_k) \cdot \Delta x_k$ . This product can be positive, negative, or zero, depending on  $f(c_k)$ .

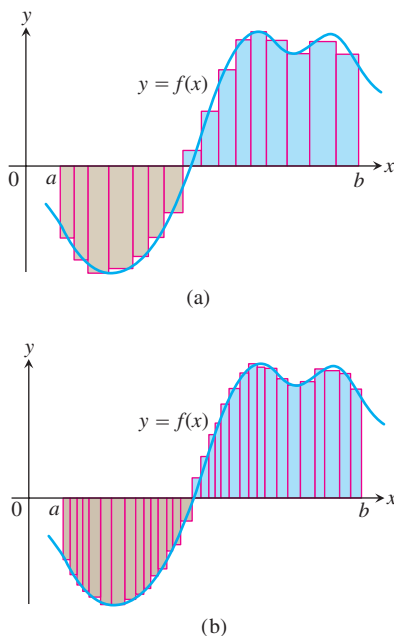
Finally, we take the sum of these products:

$$S_n = \sum_{k=1}^n f(c_k) \cdot \Delta x_k.$$

This sum, which depends on the partition  $P$  and the choice of the numbers  $c_k$ , is a **Riemann sum for  $f$  on the interval  $[a, b]$** .

As the partitions of  $[a, b]$  become finer and finer, we would expect the rectangles defined by the partitions to approximate the region between the  $x$ -axis and the graph of  $f$  with increasing accuracy (Figure 5.15).

Just as LRAM, MRAM, and RRAM in our earlier examples converged to a common value in the limit, *all* Riemann sums for a given function on  $[a, b]$  converge to a common value, as long as the lengths of the subintervals all tend to zero. This latter condition is assured by requiring the longest subinterval length (called the **norm** of the partition and denoted by  $\|P\|$ ) to tend to zero.



**Figure 5.15** The curve of Figure 5.12 with rectangles from finer partitions of  $[a, b]$ . Finer partitions create more rectangles, with shorter bases.

**DEFINITION The Definite Integral as a Limit of Riemann Sums**

Let  $f$  be a function defined on a closed interval  $[a, b]$ . For any partition  $P$  of  $[a, b]$ , let the numbers  $c_k$  be chosen arbitrarily in the subintervals  $[x_{k-1}, x_k]$ .

If there exists a number  $I$  such that

$$\lim_{\|P\| \rightarrow 0} \sum_{k=1}^n f(c_k) \Delta x_k = I$$

no matter how  $P$  and the  $c_k$ 's are chosen, then  $f$  is **integrable** on  $[a, b]$  and  $I$  is the **definite integral** of  $f$  over  $[a, b]$ .

Despite the potential for variety in the sums  $\sum f(c_k) \Delta x_k$  as the partitions change and as the  $c_k$ 's are chosen arbitrarily in the intervals of each partition, the sums always have the same limit as  $\|P\| \rightarrow 0$  as long as  $f$  is *continuous* on  $[a, b]$ .

**Georg Riemann** (1826-1866)

The mathematicians of the 17th and 18th centuries blithely assumed the existence of limits of Riemann sums (as we admittedly did in our RAM explorations of the last section), but

the existence was not established mathematically until Georg Riemann proved Theorem 1 in 1854. You can find a current version of Riemann's proof in most advanced calculus books.

**THEOREM 1 The Existence of Definite Integrals**

All continuous functions are integrable. That is, if a function  $f$  is continuous on an interval  $[a, b]$ , then its definite integral over  $[a, b]$  exists.

Because of Theorem 1, we can get by with a simpler construction for definite integrals of continuous functions. Since we know for these functions that the Riemann sums tend to the same limit for *all* partitions in which  $\|P\| \rightarrow 0$ , we need only to consider the limit of the so-called **regular partitions**, in which all the subintervals have the same length.

**The Definite Integral of a Continuous Function on  $[a, b]$** 

Let  $f$  be continuous on  $[a, b]$ , and let  $[a, b]$  be partitioned into  $n$  subintervals of equal length  $\Delta x = (b - a)/n$ . Then the definite integral of  $f$  over  $[a, b]$  is given by

$$\lim_{n \rightarrow \infty} \sum_{k=1}^n f(c_k) \Delta x,$$

where each  $c_k$  is chosen arbitrarily in the  $k^{\text{th}}$  subinterval.

**Terminology and Notation of Integration**

Leibniz's clever choice of notation for the derivative,  $dy/dx$ , had the advantage of retaining an identity as a "fraction" even though both numerator and denominator had tended to zero. Although not really fractions, derivatives can *behave* like fractions, so the notation makes profound results like the Chain Rule

$$\frac{dy}{dx} = \frac{dy}{du} \cdot \frac{du}{dx}$$

seem almost simple.

The notation that Leibniz introduced for the definite integral was equally inspired. In his derivative notation, the Greek letters (“ $\Delta$ ” for “difference”) switch to Roman letters (“ $d$ ” for “differential”) in the limit,

$$\lim_{\Delta x \rightarrow 0} \frac{\Delta y}{\Delta x} = \frac{dy}{dx}.$$

In his definite integral notation, the Greek letters again become Roman letters in the limit,

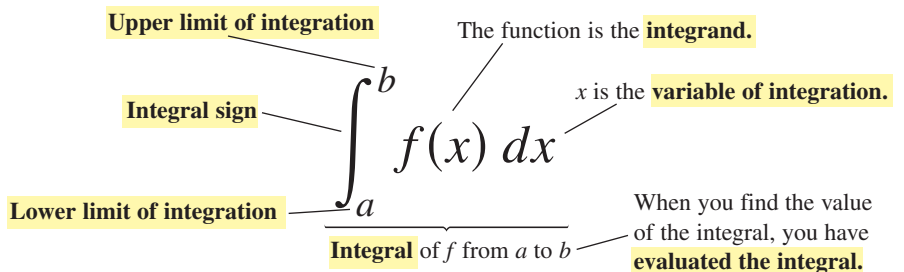
$$\lim_{n \rightarrow \infty} \sum_{k=1}^n f(c_k) \Delta x = \int_a^b f(x) dx.$$

Notice that the difference  $\Delta x$  has again tended to zero, becoming a differential  $dx$ . The Greek “ $\Sigma$ ” has become an elongated Roman “ $S$ ,” so that the integral can retain its identity as a “sum.” The  $c_k$ ’s have become so crowded together in the limit that we no longer think of a choppy selection of  $x$  values between  $a$  and  $b$ , but rather of a continuous, unbroken sampling of  $x$  values from  $a$  to  $b$ . It is as if we were summing *all* products of the form  $f(x) dx$  as  $x$  goes from  $a$  to  $b$ , so we can abandon the  $k$  and the  $n$  used in the finite sum expression.

The symbol

$$\int_a^b f(x) dx$$

is read as “the integral from  $a$  to  $b$  of  $f$  of  $x$  dee  $x$ ,” or sometimes as “the integral from  $a$  to  $b$  of  $f$  of  $x$  with respect to  $x$ .” The component parts also have names:



The value of the definite integral of a function over any particular interval depends on the function and not on the letter we choose to represent its independent variable. If we decide to use  $t$  or  $u$  instead of  $x$ , we simply write the integral as

$$\int_a^b f(t) dt \quad \text{or} \quad \int_a^b f(u) du \quad \text{instead of} \quad \int_a^b f(x) dx.$$

No matter how we represent the integral, it is the same *number*, defined as a limit of Riemann sums. Since it does not matter what letter we use to run from  $a$  to  $b$ , the variable of integration is called a **dummy variable**.

### EXAMPLE 1 Using the Notation

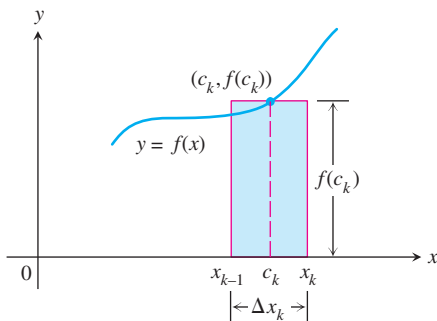
The interval  $[-1, 3]$  is partitioned into  $n$  subintervals of equal length  $\Delta x = 4/n$ . Let  $m_k$  denote the midpoint of the  $k^{\text{th}}$  subinterval. Express the limit

$$\lim_{n \rightarrow \infty} \sum_{k=1}^n (3(m_k)^2 - 2m_k + 5) \Delta x$$

as an integral.

*continued*





**Figure 5.16** A term of a Riemann sum  $\sum f(c_k)\Delta x_k$  for a nonnegative function  $f$  is either zero or the area of a rectangle such as the one shown.

### SOLUTION

Since the midpoints  $m_k$  have been chosen from the subintervals of the partition, this expression is indeed a limit of Riemann sums. (The points chosen did not have to be midpoints; they could have been chosen from the subintervals in any arbitrary fashion.) The function being integrated is  $f(x) = 3x^2 - 2x + 5$  over the interval  $[-1, 3]$ .

Therefore,

$$\lim_{n \rightarrow \infty} \sum_{k=1}^n (3(m_k)^2 - 2m_k + 5) \Delta x = \int_{-1}^3 (3x^2 - 2x + 5) dx.$$

Now try Exercise 5.

## Definite Integral and Area

If an integrable function  $y = f(x)$  is nonnegative throughout an interval  $[a, b]$ , each nonzero term  $f(c_k)\Delta x_k$  is the area of a rectangle reaching from the  $x$ -axis up to the curve  $y = f(x)$ . (See Figure 5.16.)

The Riemann sum

$$\sum f(c_k) \Delta x_k,$$

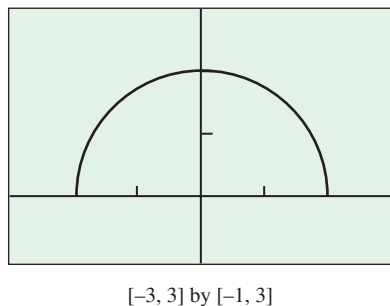
which is the sum of the areas of these rectangles, gives an estimate of the area of the region between the curve and the  $x$ -axis from  $a$  to  $b$ . Since the rectangles give an increasingly good approximation of the region as we use partitions with smaller and smaller norms, we call the limiting value the area under the curve.

### DEFINITION Area Under a Curve (as a Definite Integral)

If  $y = f(x)$  is nonnegative and integrable over a closed interval  $[a, b]$ , then the **area under the curve  $y = f(x)$  from  $a$  to  $b$**  is the integral of  $f$  from  $a$  to  $b$ ,

$$A = \int_a^b f(x) dx.$$

This definition works both ways: We can use integrals to calculate areas *and* we can use areas to calculate integrals.



$[-3, 3]$  by  $[-1, 3]$

**Figure 5.17** A square viewing window on  $y = \sqrt{4 - x^2}$ . The graph is a semicircle because  $y = \sqrt{4 - x^2}$  is the same as  $y^2 = 4 - x^2$ , or  $x^2 + y^2 = 4$ , with  $y \geq 0$ . (Example 2)

### EXAMPLE 2 Revisiting Area Under a Curve

Evaluate the integral  $\int_{-2}^2 \sqrt{4 - x^2} dx$ .

### SOLUTION

We recognize  $f(x) = \sqrt{4 - x^2}$  as a function whose graph is a semicircle of radius 2 centered at the origin (Figure 5.17).

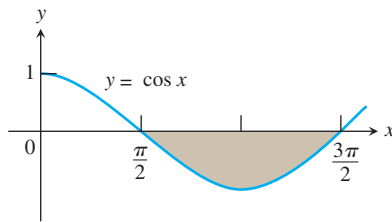
The area between the semicircle and the  $x$ -axis from  $-2$  to  $2$  can be computed using the geometry formula

$$\text{Area} = \frac{1}{2} \cdot \pi r^2 = \frac{1}{2} \cdot \pi(2)^2 = 2\pi.$$

Because the area is also the value of the integral of  $f$  from  $-2$  to  $2$ ,

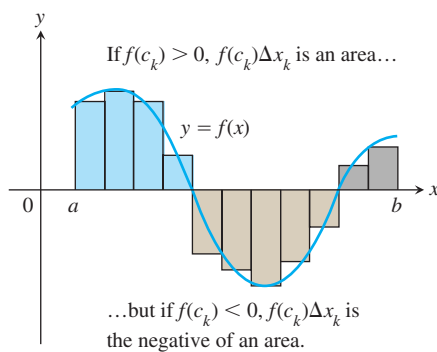
$$\int_{-2}^2 \sqrt{4 - x^2} dx = 2\pi.$$

Now try Exercise 15.



**Figure 5.18** Because  $f(x) = \cos x$  is nonpositive on  $[\pi/2, 3\pi/2]$ , the integral of  $f$  is a negative number. The area of the shaded region is the opposite of this integral,

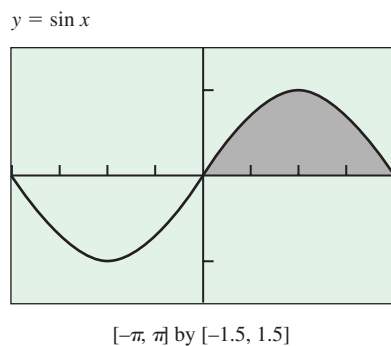
$$\text{Area} = -\int_{\pi/2}^{3\pi/2} \cos x \, dx.$$



**Figure 5.19** An integrable function  $f$  with negative as well as positive values.

### Net Area

Sometimes  $\int_a^b f(x) \, dx$  is called the *net area* of the region determined by the curve  $y = f(x)$  and the  $x$ -axis between  $x = a$  and  $x = b$ .



**Figure 5.20**

$$\int_0^{\pi} \sin x \, dx = 2. \quad (\text{Exploration 1})$$

If an integrable function  $y = f(x)$  is nonpositive, the nonzero terms  $f(c_k)\Delta x_k$  in the Riemann sums for  $f$  over an interval  $[a, b]$  are negatives of rectangle areas. The limit of the sums, the integral of  $f$  from  $a$  to  $b$ , is therefore the *negative* of the area of the region between the graph of  $f$  and the  $x$ -axis (Figure 5.18).

$$\int_a^b f(x) \, dx = -(\text{the area}) \quad \text{if } f(x) \leq 0.$$

Or, turning this around,

$$\text{Area} = -\int_a^b f(x) \, dx \quad \text{when } f(x) \leq 0.$$

If an integrable function  $y = f(x)$  has both positive and negative values on an interval  $[a, b]$ , then the Riemann sums for  $f$  on  $[a, b]$  add areas of rectangles that lie above the  $x$ -axis to the negatives of areas of rectangles that lie below the  $x$ -axis, as in Figure 5.19. The resulting cancellations mean that the limiting value is a number whose magnitude is less than the total area between the curve and the  $x$ -axis. The value of the integral is the area above the  $x$ -axis minus the area below.

For any integrable function,

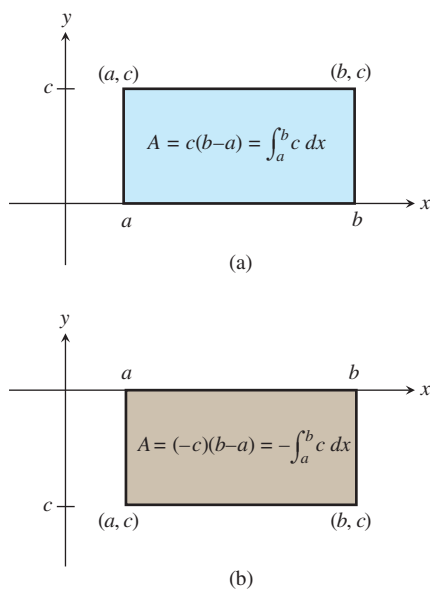
$$\int_a^b f(x) \, dx = (\text{area above the } x\text{-axis}) - (\text{area below the } x\text{-axis}).$$

### EXPLORATION 1 Finding Integrals by Signed Areas

It is a fact (which we will revisit) that  $\int_0^{\pi} \sin x \, dx = 2$  (Figure 5.20). With that information, what you know about integrals and areas, what you know about graphing curves, and sometimes a bit of intuition, determine the values of the following integrals. Give as convincing an argument as you can for each value, based on the graph of the function.

1.  $\int_{\pi}^{2\pi} \sin x \, dx$
2.  $\int_0^{2\pi} \sin x \, dx$
3.  $\int_0^{\pi/2} \sin x \, dx$
4.  $\int_0^{\pi} (2 + \sin x) \, dx$
5.  $\int_0^{\pi} 2 \sin x \, dx$
6.  $\int_2^{\pi+2} \sin(x-2) \, dx$
7.  $\int_{-\pi}^{\pi} \sin u \, du$
8.  $\int_0^{2\pi} \sin(x/2) \, dx$
9.  $\int_0^{\pi} \cos x \, dx$

10. Suppose  $k$  is any positive number. Make a conjecture about  $\int_{-k}^k \sin x \, dx$  and support your conjecture.



**Figure 5.21** (a) If  $c$  is a positive constant, then  $\int_a^b c \, dx$  is the area of the rectangle shown. (b) If  $c$  is negative, then  $\int_a^b c \, dx$  is the opposite of the area of the rectangle.

## Constant Functions

Integrals of constant functions are easy to evaluate. Over a closed interval, they are simply the constant times the length of the interval (Figure 5.21).

### THEOREM 2 The Integral of a Constant

If  $f(x) = c$ , where  $c$  is a constant, on the interval  $[a, b]$ , then

$$\int_a^b f(x) \, dx = \int_a^b c \, dx = c(b - a).$$

**Proof** A constant function is continuous, so the integral exists, and we can evaluate it as a limit of Riemann sums with subintervals of equal length  $(b - a)/n$ . Any such sum looks like

$$\sum_{k=1}^n f(c_k) \cdot \Delta x, \quad \text{which is} \quad \sum_{k=1}^n c \cdot \frac{b - a}{n}.$$

Then

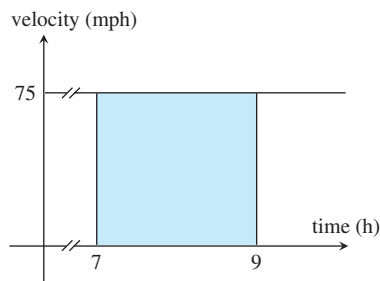
$$\begin{aligned} \sum_{k=1}^n c \cdot \frac{b - a}{n} &= c \cdot (b - a) \sum_{k=1}^n \frac{1}{n} \\ &= c(b - a) \cdot n \left( \frac{1}{n} \right) \\ &= c(b - a). \end{aligned}$$

Since the sum is *always*  $c(b - a)$  for any value of  $n$ , it follows that the limit of the sums, the integral to which they converge, is also  $c(b - a)$ . ■

### EXAMPLE 3 Revisiting the Train Problem

A train moves along a track at a steady 75 miles per hour from 7:00 A.M. to 9:00 A.M. Express its total distance traveled as an integral. Evaluate the integral using Theorem 2.

**SOLUTION** (See Figure 5.22.)



**Figure 5.22** The area of the rectangle is a special case of Theorem 2. (Example 3)

$$\text{Distance traveled} = \int_7^9 75 \, dt = 75 \cdot (9 - 7) = 150$$

Since the 75 is measured in miles/hour and the  $(9 - 7)$  is measured in hours, the 150 is measured in miles. The train traveled 150 miles.

**Now try Exercise 29.**

## Integrals on a Calculator

You do not have to know much about your calculator to realize that finding the limit of a Riemann sum is exactly the kind of thing that it does best. We have seen how effectively it can approximate areas using MRAM, but most modern calculators have sophisticated built-in programs that converge to integrals with much greater speed and precision than that. We will assume that your calculator has such a numerical integration capability, which we will denote as **NINT**. In particular, we will use NINT  $(f(x), x, a, b)$  to denote a calculator (or computer) approximation of  $\int_a^b f(x) dx$ . When we write

$$\int_a^b f(x) dx = \text{NINT}(f(x), x, a, b),$$

we do so with the understanding that the right-hand side of the equation is an approximation of the left-hand side.

### EXAMPLE 4 Using NINT

Evaluate the following integrals numerically.

$$(a) \int_{-1}^2 x \sin x \, dx \qquad (b) \int_0^1 \frac{4}{1+x^2} \, dx \qquad (c) \int_0^5 e^{-x^2} \, dx$$

#### SOLUTION

$$(a) \text{NINT}(x \sin x, x, -1, 2) \approx 2.04$$

$$(b) \text{NINT}(4/(1+x^2), x, 0, 1) \approx 3.14$$

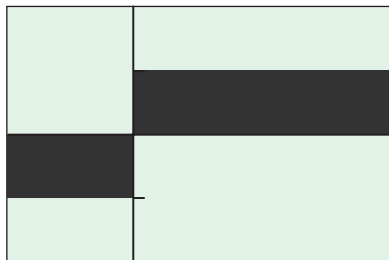
$$(c) \text{NINT}(e^{-x^2}, x, 0, 5) \approx 0.89$$

Now try Exercise 33.

### Bounded Functions

We say a function is *bounded* on a given domain if its range is confined between some minimum value  $m$  and some maximum value  $M$ . That is, given any  $x$  in the domain,  $m \leq f(x) \leq M$ . Equivalently, the graph of  $y = f(x)$  lies between the horizontal lines  $y = m$  and  $y = M$ .

$$y = |x|/x$$



$[-1, 2]$  by  $[-2, 2]$

**Figure 5.23** A discontinuous integrable function:

$$\int_{-1}^2 \frac{|x|}{x} dx = -(\text{area below } x\text{-axis}) + (\text{area above } x\text{-axis}).$$

(Example 5)

## Discontinuous Integrable Functions

Theorem 1 guarantees that all continuous functions are integrable. But some functions with discontinuities are also integrable. For example, a bounded function (see margin note) that has a finite number of points of discontinuity on an interval  $[a, b]$  will still be integrable on the interval if it is continuous everywhere else.

### EXAMPLE 5 Integrating a Discontinuous Function

$$\text{Find } \int_{-1}^2 \frac{|x|}{x} dx.$$

#### SOLUTION

This function has a discontinuity at  $x = 0$ , where the graph jumps from  $y = -1$  to  $y = 1$ . The graph, however, determines two rectangles, one below the  $x$ -axis and one above (Figure 5.23).

Using the idea of net area, we have

$$\int_{-1}^2 \frac{|x|}{x} dx = -1 + 2 = 1.$$

Now try Exercise 37.

### A Nonintegrable Function

How “bad” does a function have to be before it is *not* integrable? One way to defeat integrability is to be unbounded (like  $y = 1/x$  near  $x = 0$ ), which can prevent the Riemann sums from tending to a finite limit. Another, more subtle, way is to be bounded but badly discontinuous, like the *characteristic function of the rationals*:

$$f(x) = \begin{cases} 1 & \text{if } x \text{ is rational} \\ 0 & \text{if } x \text{ is irrational.} \end{cases}$$

No matter what partition we take of the closed interval  $[0, 1]$ , every subinterval contains both rational and irrational numbers. That means that we can always form a Riemann sum with all rational  $c_k$ 's (a Riemann sum of 1) or all irrational  $c_k$ 's (a Riemann sum of 0). The sums can therefore never tend toward a unique limit.

### EXPLORATION 2 More Discontinuous Integrands

1. Explain why the function

$$f(x) = \frac{x^2 - 4}{x - 2}$$

is not continuous on  $[0, 3]$ . What kind of discontinuity occurs?

2. Use areas to show that

$$\int_0^3 \frac{x^2 - 4}{x - 2} dx = 10.5.$$

3. Use areas to show that

$$\int_0^5 \text{int}(x) dx = 10.$$

## Quick Review 5.2

In Exercises 1–3, evaluate the sum.

$$1. \sum_{n=1}^5 n^2 \quad 55 \qquad 2. \sum_{k=0}^4 (3k - 2) \quad 20$$

$$3. \sum_{j=0}^4 100(j + 1)^2 \quad 5500$$

In Exercises 4–6, write the sum in sigma notation.

$$4. 1 + 2 + 3 + \cdots + 98 + 99 \quad \sum_{k=1}^{99} k$$

$$5. 0 + 2 + 4 + \cdots + 48 + 50 \quad \sum_{k=0}^{25} 2k$$

$$6. 3(1)^2 + 3(2)^2 + \cdots + 3(500)^2 \quad \sum_{k=1}^{500} 3k^2$$

In Exercises 7 and 8, write the expression as a single sum in sigma notation.

$$7. 2 \sum_{x=1}^{50} x^2 + 3 \sum_{x=1}^{50} x \quad \sum_{x=1}^{50} (2x^2 + 3x)$$

$$8. \sum_{k=0}^8 x^k + \sum_{k=9}^{20} x^k \quad \sum_{k=0}^{20} x^k$$

$$9. \text{Find } \sum_{k=0}^n (-1)^k \quad \text{if } n \text{ is odd.} \quad \sum_{k=0}^n (-1)^k = 0 \text{ if } n \text{ is even.}$$

$$10. \text{Find } \sum_{k=0}^n (-1)^k \quad \text{if } n \text{ is even.} \quad \sum_{k=0}^n (-1)^k = 1 \text{ if } n \text{ is odd.}$$

## Section 5.2 Exercises

In Exercises 1–6, each  $c_k$  is chosen from the  $k$ th subinterval of a regular partition of the indicated interval into  $n$  subintervals of length  $\Delta x$ . Express the limit as a definite integral.

$$1. \lim_{n \rightarrow \infty} \sum_{k=1}^n c_k^2 \Delta x, \quad [0, 2] \quad \int_0^2 x^2 dx$$

$$2. \lim_{n \rightarrow \infty} \sum_{k=1}^n (c_k^2 - 3c_k) \Delta x, \quad [-7, 5] \quad \int_{-7}^5 (x^2 - 3x) dx$$

$$3. \lim_{n \rightarrow \infty} \sum_{k=1}^n \frac{1}{c_k} \Delta x, \quad [1, 4] \quad \int_1^4 \frac{1}{x} dx$$

$$4. \lim_{n \rightarrow \infty} \sum_{k=1}^n \frac{1}{1 - c_k} \Delta x, \quad [2, 3] \quad \int_2^3 \frac{1}{1 - x} dx$$

$$5. \lim_{n \rightarrow \infty} \sum_{k=1}^n \sqrt{4 - c_k^2} \Delta x, \quad [0, 1] \quad \int_0^1 \sqrt{4 - x^2} dx$$

$$6. \lim_{n \rightarrow \infty} \sum_{k=1}^n (\sin^3 c_k) \Delta x, \quad [-\pi, \pi] \quad \int_{-\pi}^{\pi} \sin^3 x dx$$

In Exercises 7–12, evaluate the integral.

$$7. \int_{-2}^1 5 dx \quad 15$$

$$8. \int_3^7 (-20) dx \quad -80$$

$$9. \int_0^3 (-160) dt \quad -480$$

$$10. \int_{-4}^{-1} \frac{\pi}{2} d\theta \quad \frac{3\pi}{2}$$

$$11. \int_{-2.1}^{3.4} 0.5 ds \quad 2.75$$

$$12. \int_{\sqrt{2}}^{\sqrt{18}} \sqrt{2} dr \quad 4$$

In Exercises 13–22, use the graph of the integrand and areas to evaluate the integral.

13.  $\int_{-2}^4 \left(\frac{x}{2} + 3\right) dx$  21
14.  $\int_{1/2}^{3/2} (-2x + 4) dx$  2
15.  $\int_{-3}^3 \sqrt{9 - x^2} dx$   $\frac{9\pi}{2}$
16.  $\int_{-4}^0 \sqrt{16 - x^2} dx$   $4\pi$
17.  $\int_{-2}^1 |x| dx$   $\frac{5}{2}$
18.  $\int_{-1}^1 (1 - |x|) dx$  1
19.  $\int_{-1}^1 (2 - |x|) dx$  3
20.  $\int_{-1}^1 (1 + \sqrt{1 - x^2}) dx$   $2 + \frac{\pi}{2}$
21.  $\int_{\pi}^{2\pi} \theta d\theta$   $\frac{3\pi^2}{2}$
22.  $\int_{\sqrt{2}}^{5\sqrt{2}} r dr$  24

In Exercises 23–28, use areas to evaluate the integral.

23.  $\int_0^b x dx$ ,  $b > 0$   $\frac{1}{2}b^2$
24.  $\int_0^b 4x dx$ ,  $b > 0$   $2b^2$
25.  $\int_a^b 2s ds$ ,  $0 < a < b$   $b^2 - a^2$
26.  $\int_a^b 3t dt$ ,  $0 < a < b$   $\frac{3}{2}(b^2 - a^2)$
27.  $\int_a^{2a} x dx$ ,  $a > 0$   $\frac{3}{2}a^2$
28.  $\int_a^{\sqrt{3}a} x dx$ ,  $a > 0$   $a^2$

In Exercises 29–32, express the desired quantity as a definite integral and evaluate the integral using Theorem 2.

29. Find the distance traveled by a train moving at 87 mph from 8:00 A.M. to 11:00 A.M. See page 284.
30. Find the output from a pump producing 25 gallons per minute during the first hour of its operation. See page 284.
31. Find the calories burned by a walker burning 300 calories per hour between 6:00 P.M. and 7:30 P.M. See page 284.
32. Find the amount of water lost from a bucket leaking 0.4 liters per hour between 8:30 A.M. and 11:00 A.M. See page 284.

In Exercises 33–36, use NINT to evaluate the expression.

33.  $\int_0^5 \frac{x}{x^2 + 4} dx \approx 0.9905$
34.  $3 + 2 \int_0^{\pi/3} \tan x dx \approx 4.3863$
35. Find the area enclosed between the  $x$ -axis and the graph of  $y = 4 - x^2$  from  $x = -2$  to  $x = 2$ .  $\frac{32}{3}$
36. Find the area enclosed between the  $x$ -axis and the graph of  $y = x^2 e^{-x}$  from  $x = -1$  to  $x = 3$ .  $\approx 1.8719$

In Exercises 37–40, (a) find the points of discontinuity of the integrand on the interval of integration, and (b) use area to evaluate the integral.

- (a) -5, -4, -3, -2, -1, 0, 1, 2, 3, 4, 5 (b) -88
37.  $\int_{-2}^3 \frac{x}{|x|} dx$  (a) 0 (b) 1
38.  $\int_{-6}^5 2 \operatorname{int}(x - 3) dx$
39.  $\int_{-3}^4 \frac{x^2 - 1}{x + 1} dx$  (a) -1 (b)  $-\frac{7}{2}$
40.  $\int_{-5}^6 \frac{9 - x^2}{x - 3} dx$  (a) 3 (b)  $-\frac{77}{2}$

## Standardized Test Questions

 You should solve the following problems without using a graphing calculator.

41. **True or False** If  $\int_a^b f(x) dx > 0$ , then  $f(x)$  is positive for all  $x$  in  $[a, b]$ . Justify your answer. See page 284.
42. **True or False** If  $f(x)$  is positive for all  $x$  in  $[a, b]$ , then  $\int_a^b f(x) dx > 0$ . Justify your answer. See page 284.
43. **Multiple Choice** If  $\int_2^5 f(x) dx = 18$ , then  $\int_2^5 (f(x) + 4) dx =$   
(A) 20 (B) 22 (C) 23 (D) 25 (E) 30 E
44. **Multiple Choice**  $\int_{-4}^4 (4 - |x|) dx =$  D  
(A) 0 (B) 4 (C) 8 (D) 16 (E) 32
45. **Multiple Choice** If the interval  $[0, \pi]$  is divided into  $n$  subintervals of length  $\pi/n$  and  $c_k$  is chosen from the  $k$ th subinterval, which of the following is a Riemann sum? C  
(A)  $\sum_{k=1}^n \sin(c_k)$  (B)  $\sum_{k=1}^n \sin(c_k)$  (C)  $\sum_{k=1}^n \sin(c_k) \left(\frac{\pi}{n}\right)$   
(D)  $\sum_{k=1}^n \sin\left(\frac{\pi}{n}\right)(c_k)$  (E)  $\sum_{k=1}^n \sin(c_k) \left(\frac{\pi}{k}\right)$
46. **Multiple Choice** Which of the following quantities would not be represented by the definite integral  $\int_0^8 70 dt$ ? A  
(A) The distance traveled by a train moving at 70 mph for 8 minutes.  
(B) The volume of ice cream produced by a machine making 70 gallons per hour for 8 hours.  
(C) The length of a track left by a snail traveling at 70 cm per hour for 8 hours.  
(D) The total sales of a company selling \$70 of merchandise per hour for 8 hours.  
(E) The amount the tide has risen 8 minutes after low tide if it rises at a rate of 70 mm per minute during that period.

## Explorations

In Exercises 47–56, use graphs, your knowledge of area, and the fact that

$$\int_0^1 x^3 dx = \frac{1}{4}$$

to evaluate the integral.

47.  $\int_{-1}^1 x^3 dx$  0
48.  $\int_0^1 (x^3 + 3) dx$   $\frac{13}{4}$
49.  $\int_2^3 (x - 2)^3 dx$   $\frac{1}{4}$
50.  $\int_{-1}^1 |x|^3 dx$   $\frac{1}{2}$
51.  $\int_0^1 (1 - x^3) dx$   $\frac{3}{4}$
52.  $\int_{-1}^2 (|x| - 1)^3 dx$   $-\frac{1}{4}$
53.  $\int_0^2 \left(\frac{x}{2}\right)^3 dx$   $\frac{1}{2}$
54.  $\int_{-8}^8 x^3 dx$  0
55.  $\int_0^1 (x^3 - 1) dx$   $-\frac{3}{4}$
56.  $\int_0^1 \sqrt[3]{x} dx$   $\frac{3}{4}$

## Extending the Ideas

57. **Writing to Learn** The function

$$f(x) = \begin{cases} \frac{1}{x^2}, & 0 < x \leq 1 \\ 0, & x = 0 \end{cases}$$

is defined on  $[0, 1]$  and has a single point of discontinuity at  $x = 0$ .

(a) What happens to the graph of  $f$  as  $x$  approaches 0 from the right?

(b) The function  $f$  is not integrable on  $[0, 1]$ . Give a convincing argument based on Riemann sums to explain why it is not.

58. It can be shown by mathematical induction (see Appendix 2) that

$$\sum_{k=1}^n k^2 = \frac{n(n+1)(2n+1)}{6}.$$

Use this fact to give a formal proof that

$$\int_0^1 x^2 dx = \frac{1}{3}$$

by following the steps given in the next column.

Answers:

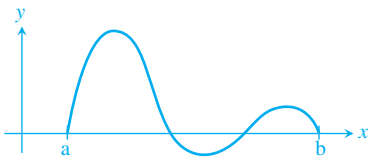
29.  $\int_8^{11} 87 dt = 261$  miles

30.  $\int_0^{60} 25 dt = 1500$  gallons

31.  $\int_6^{7.5} 300 dt = 450$  calories

32.  $\int_{8.5}^{11} 0.4 dt = 1$  liter

41. False. Consider the function in the graph below.



42. True. All the products in the Riemann sums are positive.

57. (a)  $f \rightarrow +\infty$

(b) Using right endpoints we have

$$\int_0^1 \frac{1}{x^2} dx = \lim_{n \rightarrow \infty} \sum_{k=1}^n \frac{1}{n} \frac{1}{k^2}$$

$$= \lim_{n \rightarrow \infty} \sum_{k=1}^n \frac{1}{k^2} = \lim_{n \rightarrow \infty} n \left[ 1 + \frac{1}{2^2} + \cdots + \frac{1}{n^2} \right].$$

$$n \left( 1 + \frac{1}{2^2} + \cdots + \frac{1}{n^2} \right) > n \text{ and } n \rightarrow \infty$$

$$\text{so } n \left( 1 + \frac{1}{2^2} + \cdots + \frac{1}{n^2} \right) \rightarrow \infty.$$

(a) Partition  $[0, 1]$  into  $n$  subintervals of length  $1/n$ . Show that the RRAM Riemann sum for the integral is

$$\sum_{k=1}^n \left[ \left( \frac{k}{n} \right)^2 \cdot \frac{1}{n} \right].$$

(b) Show that this sum can be written as

$$\frac{1}{n^3} \cdot \sum_{k=1}^n k^2.$$

(c) Show that the sum can therefore be written as

$$\frac{(n+1)(2n+1)}{6n^2}.$$

(d) Show that

$$\lim_{n \rightarrow \infty} \sum_{k=1}^n \left[ \left( \frac{k}{n} \right)^2 \cdot \frac{1}{n} \right] = \frac{1}{3}.$$

(e) Explain why the equation in part (d) proves that

$$\int_0^1 x^2 dx = \frac{1}{3}.$$

58. (a)  $\text{RRAM} = \left( \frac{1}{n} \right) \cdot \frac{1}{n} + \left( \frac{2}{n} \right)^2 \cdot \frac{1}{n} + \cdots + \left( \frac{n}{n} \right)^2 \cdot \frac{1}{n}$   
 $= \sum_{k=1}^n \left[ \left( \frac{k}{n} \right)^2 \cdot \frac{1}{n} \right]$

(b)  $\sum_{k=1}^n \left[ \left( \frac{k}{n} \right)^2 \cdot \frac{1}{n} \right] = \sum_{k=1}^n \left( \frac{1}{n^3} \cdot k^2 \right) = \frac{1}{n^3} \sum_{k=1}^n k^2$

(c)  $\frac{1}{n^3} \sum_{k=1}^n k^2 = \frac{1}{n^3} \cdot \frac{n(n+1)(2n+1)}{6}$   
 $= \frac{n(n+1)(2n+1)}{6n^3}$

(d)  $\lim_{n \rightarrow \infty} \sum_{k=1}^n \left[ \left( \frac{k}{n} \right)^2 \cdot \frac{1}{n} \right] = \lim_{n \rightarrow \infty} \frac{n(n+1)(2n+1)}{6n^3} = \frac{1}{3}$

(e) Because  $\int_0^1 x^2 dx$  equals the limit of any

Riemann sum as  $n \rightarrow \infty$  over the interval  $[0, 1]$ .

## 5.3

## Definite Integrals and Antiderivatives

**What you'll learn about**

- Properties of Definite Integrals
- Average Value of a Function
- Mean Value Theorem for Definite Integrals
- Connecting Differential and Integral Calculus

**... and why**

Working with the properties of definite integrals helps us to understand better the definite integral. Connecting derivatives and definite integrals sets the stage for the Fundamental Theorem of Calculus.

**Properties of Definite Integrals**

In defining  $\int_a^b f(x)$  as a limit of sums  $\sum c_k \Delta x_k$ , we moved from left to right across the interval  $[a, b]$ . What would happen if we integrated in the *opposite direction*? The integral would become  $\int_b^a f(x) dx$ —again a limit of sums of the form  $\sum f(c_k)\Delta x_k$ —but this time each of the  $\Delta x_k$ 's would be negative as the  $x$ -values *decreased* from  $b$  to  $a$ . This would change the signs of all the terms in each Riemann sum, and ultimately the sign of the definite integral. This suggests the rule

$$\int_b^a f(x) dx = -\int_a^b f(x) dx.$$

Since the original definition did not apply to integrating backwards over an interval, we can treat this rule as a logical extension of the definition.

Although  $[a, a]$  is technically not an interval, another logical extension of the definition is that  $\int_a^a f(x) dx = 0$ .

These are the first two rules in Table 5.3. The others are inherited from rules that hold for Riemann sums. However, the limit step required to *prove* that these rules hold in the limit (as the norms of the partitions tend to zero) places their mathematical verification beyond the scope of this course. They should make good sense nonetheless.

**Table 5.3** Rules for Definite Integrals

1. <i>Order of Integration:</i>	$\int_b^a f(x) dx = -\int_a^b f(x) dx$	A definition
2. <i>Zero:</i>	$\int_a^a f(x) dx = 0$	Also a definition
3. <i>Constant Multiple:</i>	$\int_a^b kf(x) dx = k \int_a^b f(x) dx$	Any number $k$
	$\int_a^b -f(x) dx = -\int_a^b f(x) dx$	$k = -1$
4. <i>Sum and Difference:</i>	$\int_a^b (f(x) \pm g(x)) dx = \int_a^b f(x) dx \pm \int_a^b g(x) dx$	
5. <i>Additivity:</i>	$\int_a^b f(x) dx + \int_b^c f(x) dx = \int_a^c f(x) dx$	
6. <i>Max-Min Inequality:</i>	If $\max f$ and $\min f$ are the maximum and minimum values of $f$ on $[a, b]$ , then	
	$\min f \cdot (b - a) \leq \int_a^b f(x) dx \leq \max f \cdot (b - a).$	
7. <i>Domination:</i>	$f(x) \geq g(x)$ on $[a, b] \Rightarrow \int_a^b f(x) dx \geq \int_a^b g(x) dx$	
	$f(x) \geq 0$ on $[a, b] \Rightarrow \int_a^b f(x) dx \geq 0 \quad g=0$	



**EXAMPLE 1** Using the Rules for Definite Integrals

Suppose

$$\int_{-1}^1 f(x) dx = 5, \quad \int_1^4 f(x) dx = -2, \quad \text{and} \quad \int_{-1}^1 h(x) dx = 7.$$

Find each of the following integrals, if possible.

$$\begin{array}{lll} \text{(a)} \int_4^1 f(x) dx & \text{(b)} \int_{-1}^4 f(x) dx & \text{(c)} \int_{-1}^1 [2f(x) + 3h(x)] dx \\ \text{(d)} \int_0^1 f(x) dx & \text{(e)} \int_{-2}^2 h(x) dx & \text{(f)} \int_{-1}^4 [f(x) + h(x)] dx \end{array}$$

**SOLUTION**

$$\text{(a)} \int_4^1 f(x) dx = -\int_1^4 f(x) dx = -(-2) = 2$$

$$\text{(b)} \int_{-1}^4 f(x) dx = \int_{-1}^1 f(x) dx + \int_1^4 f(x) dx = 5 + (-2) = 3$$

$$\text{(c)} \int_{-1}^1 [2f(x) + 3h(x)] dx = 2 \int_{-1}^1 f(x) dx + 3 \int_{-1}^1 h(x) dx = 2(5) + 3(7) = 31$$

**(d)** Not enough information given. (We cannot assume, for example, that integrating over half the interval would give half the integral!)

**(e)** Not enough information given. (We have no information about the function  $h$  outside the interval  $[-1, 1]$ .)

**(f)** Not enough information given (same reason as in part (e)). **Now try Exercise 1.**

**EXAMPLE 2** Finding Bounds for an IntegralShow that the value of  $\int_0^1 \sqrt{1 + \cos x} dx$  is less than  $3/2$ .**SOLUTION**

The Max-Min Inequality for definite integrals (Rule 6) says that  $\min f \cdot (b - a)$  is a lower bound for the value of  $\int_a^b f(x) dx$  and that  $\max f \cdot (b - a)$  is an upper bound.

The maximum value of  $\sqrt{1 + \cos x}$  on  $[0, 1]$  is  $\sqrt{2}$ , so

$$\int_0^1 \sqrt{1 + \cos x} dx \leq \sqrt{2} \cdot (1 - 0) = \sqrt{2}.$$

Since  $\int_0^1 \sqrt{1 + \cos x} dx$  is bounded above by  $\sqrt{2}$  (which is 1.414...), it is less than  $3/2$ . **Now try Exercise 7.**

**Average Value of a Function**

The *average* of  $n$  numbers is the sum of the numbers divided by  $n$ . How would we define the average value of an arbitrary function  $f$  over a closed interval  $[a, b]$ ? As there are infinitely many values to consider, adding them and then dividing by infinity is not an option.

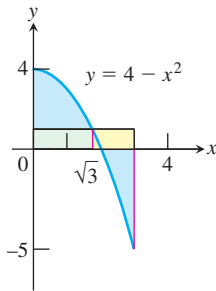
Consider, then, what happens if we take a large *sample* of  $n$  numbers from regular subintervals of the interval  $[a, b]$ . One way would be to take some number  $c_k$  from each of the  $n$  subintervals of length

$$\Delta x = \frac{b - a}{n}.$$

The average of the  $n$  sampled values is

$$\begin{aligned} \frac{f(c_1) + f(c_2) + \cdots + f(c_n)}{n} &= \frac{1}{n} \cdot \sum_{k=1}^n f(c_k) \\ &= \frac{\Delta x}{b - a} \sum_{k=1}^n f(c_k) & \frac{1}{n} &= \frac{\Delta x}{b - a} \\ &= \frac{1}{b - a} \cdot \sum_{k=1}^n f(c_k) \Delta x. \end{aligned}$$

Does this last sum look familiar? It is  $1/(b - a)$  times a Riemann sum for  $f$  on  $[a, b]$ . That means that when we consider this averaging process as  $n \rightarrow \infty$ , we find it *has a limit*, namely  $1/(b - a)$  times the integral of  $f$  over  $[a, b]$ . We are led by this remarkable fact to the following definition.



**Figure 5.24** The rectangle with base  $[0, 3]$  and with height equal to 1 (the average value of the function  $f(x) = 4 - x^2$ ) has area equal to the net area between  $f$  and the  $x$ -axis from 0 to 3. (Example 3)

### DEFINITION Average (Mean) Value

If  $f$  is integrable on  $[a, b]$ , its **average (mean) value** on  $[a, b]$  is

$$av(f) = \frac{1}{b - a} \int_a^b f(x) dx.$$

### EXAMPLE 3 Applying the Definition

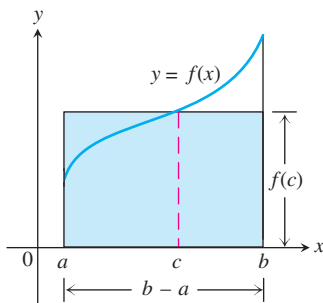
Find the average value of  $f(x) = 4 - x^2$  on  $[0, 3]$ . Does  $f$  actually take on this value at some point in the given interval?

#### SOLUTION

$$\begin{aligned} av(f) &= \frac{1}{b - a} \int_a^b f(x) dx \\ &= \frac{1}{3 - 0} \int_0^3 (4 - x^2) dx \\ &= \frac{1}{3 - 0} \cdot 3 && \text{Using NINT} \\ &= 1 \end{aligned}$$

The average value of  $f(x) = 4 - x^2$  over the interval  $[0, 3]$  is 1. The function assumes this value when  $4 - x^2 = 1$  or  $x = \pm\sqrt{3}$ . Since  $x = \sqrt{3}$  lies in the interval  $[0, 3]$ , the function does assume its average value in the given interval (Figure 5.24).

*Now try Exercise 11.*



**Figure 5.25** The value  $f(c)$  in the Mean Value Theorem is, in a sense, the average (or *mean*) height of  $f$  on  $[a, b]$ . When  $f \geq 0$ , the area of the shaded rectangle

$$f(c)(b - a) = \int_a^b f(x) dx,$$

is the area under the graph of  $f$  from  $a$  to  $b$ .

## Mean Value Theorem for Definite Integrals

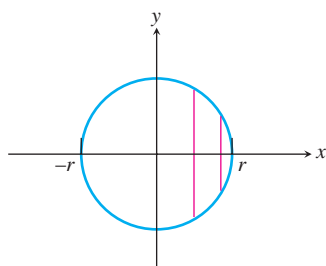
It was no mere coincidence that the function in Example 3 took on its average value at some point in the interval. Look at the graph in Figure 5.25 and imagine rectangles with base  $(b - a)$  and heights ranging from the minimum of  $f$  (a rectangle too small to give the integral)

to the maximum of  $f$  (a rectangle too large). Somewhere in between there is a “just right” rectangle, and its topside will intersect the graph of  $f$  if  $f$  is continuous. The statement that a continuous function on a closed interval *always* assumes its average value at least once in the interval is known as the Mean Value Theorem for Definite Integrals.

### THEOREM 3 The Mean Value Theorem for Definite Integrals

If  $f$  is continuous on  $[a, b]$ , then at some point  $c$  in  $[a, b]$ ,

$$f(c) = \frac{1}{b-a} \int_a^b f(x) dx.$$



**Figure 5.26** Chords perpendicular to the diameter  $[-r, r]$  in a circle of radius  $r$  centered at the origin. (Exploration 1)

### EXPLORATION 1 How Long is the Average Chord of a Circle?

Suppose we have a circle of radius  $r$  centered at the origin. We want to know the average length of the chords perpendicular to the diameter  $[-r, r]$  on the  $x$ -axis.

1. Show that the length of the chord at  $x$  is  $2\sqrt{r^2 - x^2}$  (Figure 5.26).
2. Set up an integral expression for the average value of  $2\sqrt{r^2 - x^2}$  over the interval  $[-r, r]$ .
3. Evaluate the integral by identifying its value as an area.
4. So, what is the average length of a chord of a circle of radius  $r$ ?
5. Explain how we can use the Mean Value Theorem for Definite Integrals (Theorem 3) to show that the function assumes the value in step 4.

## Connecting Differential and Integral Calculus

Before we move on to the next section, let us pause for a moment of historical perspective that can help you to appreciate the power of the theorem that you are about to encounter. In Example 3 we used NINT to find the integral, and in Section 5.2, Example 2 we were fortunate that we could use our knowledge of the area of a circle. The area of a circle has been around for a long time, but NINT has not; so how did people evaluate definite integrals when they could not apply some known area formula? For example, in Exploration 1 of the previous section we used the fact that

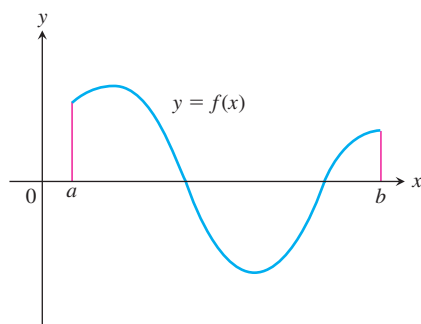
$$\int_0^\pi \sin x dx = 2.$$

Would Newton and Leibniz have known this fact? How?

They did know that *quotients of infinitely small quantities*, as they put it, could be used to get velocity functions from position functions, and that *sums of infinitely thin “rectangle areas”* could be used to get position functions from velocity functions. In some way, then, there had to be a connection between these two seemingly different processes. Newton and Leibniz were able to picture that connection, and it led them to the Fundamental Theorem of Calculus. Can you picture it? Try Exploration 2.

**EXPLORATION 2 Finding the Derivative of an Integral**

**Group Activity** Suppose we are given the graph of a continuous function  $f$ , as in Figure 5.27.



**Figure 5.27** The graph of the function in Exploration 2.

1. Copy the graph of  $f$  onto your own paper. Choose any  $x$  greater than  $a$  in the interval  $[a, b]$  and mark it on the  $x$ -axis.
2. Using only *vertical line segments*, shade in the region between the graph of  $f$  and the  $x$ -axis from  $a$  to  $x$ . (Some shading might be below the  $x$ -axis.)
3. Your shaded region represents a definite integral. Explain why this integral can be written as  $\int_a^x f(t) dt$ . (Why don't we write it as  $\int_a^x f(x) dx$ ?)
4. Compare your picture with others produced by your group. Notice how your integral (a real number) depends on which  $x$  you chose in the interval  $[a, b]$ . The integral is therefore a *function of  $x$*  on  $[a, b]$ . Call it  $F$ .
5. Recall that  $F'(x)$  is the limit of  $\Delta F/\Delta x$  as  $\Delta x$  gets smaller and smaller. Represent  $\Delta F$  in your picture by drawing *one more vertical shading segment* to the right of the last one you drew in step 2.  $\Delta F$  is the (signed) *area* of your vertical segment.
6. Represent  $\Delta x$  in your picture by moving  $x$  to beneath your newly-drawn segment. That small change in  $\Delta x$  is the *thickness* of your vertical segment.
7. What is now the *height* of your vertical segment?
8. Can you see why Newton and Leibniz concluded that  $F'(x) = f(x)$ ?

If all went well in Exploration 2, you concluded that the derivative with respect to  $x$  of the integral of  $f$  from  $a$  to  $x$  is simply  $f$ . Specifically,

$$\frac{d}{dx} \int_a^x f(t) dt = f(x).$$

This means that the integral is an *antiderivative* of  $f$ , a fact we can exploit in the following way.

If  $F$  is any antiderivative of  $f$ , then

$$\int_a^x f(t) dt = F(x) + C$$

for some constant  $C$ . Setting  $x$  in this equation equal to  $a$  gives

$$\int_a^a f(t) dt = F(a) + C$$

$$0 = F(a) + C$$

$$C = -F(a).$$

Putting it all together,

$$\int_a^x f(t) dt = F(x) - F(a).$$

The implications of the previous last equation were enormous for the discoverers of calculus. It meant that they could evaluate the definite integral of  $f$  from  $a$  to any number  $x$  simply by computing  $F(x) - F(a)$ , where  $F$  is any antiderivative of  $f$ .

#### EXAMPLE 4 Finding an Integral Using Antiderivatives

Find  $\int_0^\pi \sin x \, dx$  using the formula  $\int_a^x f(t) \, dt = F(x) - F(a)$ .

#### SOLUTION

Since  $F(x) = -\cos x$  is an antiderivative of  $\sin x$ , we have

$$\begin{aligned}\int_0^\pi \sin x \, dx &= -\cos(\pi) - (-\cos(0)) \\ &= -(-1) - (-1) \\ &= 2.\end{aligned}$$

This explains how we obtained the value for Exploration 1 of the previous section.

**Now try Exercise 21.**

### Quick Review 5.3 (For help, go to Sections 3.6, 3.8, and 3.9.)

In Exercises 1–10, find  $dy/dx$ .

1.  $y = -\cos x \quad \sin x$

2.  $y = \sin x \quad \cos x$

3.  $y = \ln(\sec x) \quad \tan x$

4.  $y = \ln(\sin x) \quad \cot x$

5.  $y = \ln(\sec x + \tan x) \quad \sec x$

6.  $y = x \ln x - x \quad \ln(x)$

7.  $y = \frac{x^{n+1}}{n+1} \quad (n \neq -1) \quad x^n$

8.  $y = \frac{1}{2^x + 1} \quad -\frac{2^x \ln 2}{(2^x + 1)^2}$

9.  $y = xe^x \quad xe^x + e^x$

10.  $y = \tan^{-1} x \quad \frac{1}{x^2 + 1}$

### Section 5.3 Exercises

The exercises in this section are designed to reinforce your understanding of the definite integral from the algebraic and geometric points of view. For this reason, you should not use the numerical integration capability of your calculator (NINT) except perhaps to support an answer.

1. Suppose that  $f$  and  $g$  are continuous functions and that

$$\int_1^2 f(x) \, dx = -4, \quad \int_1^5 f(x) \, dx = 6, \quad \int_1^5 g(x) \, dx = 8.$$

Use the rules in Table 5.3 to find each integral.

(a)  $\int_2^2 g(x) \, dx \quad 0$       (b)  $\int_5^1 g(x) \, dx \quad -8$

(c)  $\int_1^2 3f(x) \, dx \quad -12$       (d)  $\int_2^5 f(x) \, dx \quad 10$

(e)  $\int_1^5 [f(x) - g(x)] \, dx \quad -2$       (f)  $\int_1^5 [4f(x) - g(x)] \, dx \quad 16$

2. Suppose that  $f$  and  $h$  are continuous functions and that

$$\int_1^9 f(x) \, dx = -1, \quad \int_7^9 f(x) \, dx = 5, \quad \int_7^9 h(x) \, dx = 4.$$

Use the rules in Table 5.3 to find each integral.

(a)  $\int_1^9 -2f(x) \, dx \quad 2$       (b)  $\int_7^9 [f(x) + h(x)] \, dx \quad 9$

(c)  $\int_7^9 [2f(x) - 3h(x)] \, dx \quad -2$       (d)  $\int_9^1 f(x) \, dx \quad 1$

(e)  $\int_1^7 f(x) \, dx \quad -6$       (f)  $\int_9^7 [h(x) - f(x)] \, dx \quad 1$

3. Suppose that  $\int_1^2 f(x) \, dx = 5$ . Find each integral.

(a)  $\int_1^2 f(u) \, du \quad 5$       (b)  $\int_1^2 \sqrt{3} f(z) \, dz \quad 5\sqrt{3}$

(c)  $\int_2^1 f(t) \, dt \quad -5$       (d)  $\int_1^2 [-f(x)] \, dx \quad -5$

4. Suppose that  $\int_{-3}^0 g(t) \, dt = \sqrt{2}$ . Find each integral.

(a)  $\int_0^{-3} g(t) \, dt \quad -\sqrt{2}$       (b)  $\int_{-3}^0 g(u) \, du \quad \sqrt{2}$

(c)  $\int_{-3}^0 [-g(x)] \, dx \quad -\sqrt{2}$       (d)  $\int_{-3}^0 \frac{g(r)}{\sqrt{2}} \, dr \quad 1$

13.  $-2$ , at  $x = \frac{1}{\sqrt{3}}$

 5. Suppose that  $f$  is continuous and that

$$\int_0^3 f(z) dz = 3 \quad \text{and} \quad \int_0^4 f(z) dz = 7.$$

Find each integral.

(a)  $\int_3^4 f(z) dz = 4$     (b)  $\int_4^3 f(t) dt = -4$

 6. Suppose that  $h$  is continuous and that

$$\int_{-1}^1 h(r) dr = 0 \quad \text{and} \quad \int_{-1}^3 h(r) dr = 6.$$

Find each integral.

(a)  $\int_1^3 h(r) dr = 6$     (b)  $-\int_3^1 h(u) du = 6$

 7. Show that the value of  $\int_0^1 \sin(x^2) dx$  cannot possibly be 2.

 8. Show that the value of  $\int_0^1 \sqrt{x+8} dx$  lies between  $2\sqrt{2} \approx 2.8$  and 3. [See page 293.](#)
**9. Integrals of Nonnegative Functions** Use the Max-Min Inequality to show that if  $f$  is integrable then [See page 293.](#)

$$f(x) \geq 0 \text{ on } [a, b] \Rightarrow \int_a^b f(x) dx \geq 0.$$

**10. Integrals of Nonpositive Functions** Show that if  $f$  is integrable then [See page 293.](#)

$$f(x) \leq 0 \text{ on } [a, b] \Rightarrow \int_a^b f(x) dx \leq 0.$$

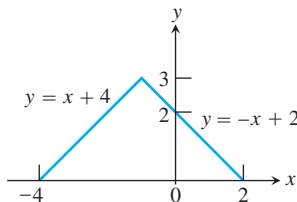
In Exercises 11–14, use NINT to find the average value of the function on the interval. At what point(s) in the interval does the function assume its average value?

11.  $y = x^2 - 1$ ,  $[0, \sqrt{3}]$     12.  $y = -\frac{x^2}{2}$ ,  $[0, 3]$   $-\frac{3}{2}$ , at  $x = \sqrt{3}$   
 0, at  $x = 1$

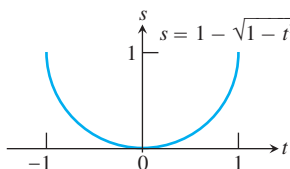
13.  $y = -3x^2 - 1$ ,  $[0, 1]$     14.  $y = (x-1)^2$ ,  $[0, 3]$   
[See above.](#)    1, at  $x = 0, x = 2$

 In Exercises 15–18, find the average value of the function on the interval without integrating, by appealing to the geometry of the region between the graph and the  $x$ -axis.

15.  $f(x) = \begin{cases} x+4, & -4 \leq x \leq -1, \\ -x+2, & -1 < x \leq 2, \end{cases}$  on  $[-4, 2]$   $\frac{3}{2}$



16.  $f(t) = 1 - \sqrt{1-t^2}$ ,  $[-1, 1]$   $\frac{4-\pi}{4}$



17.  $f(t) = \sin t$ ,  $[0, 2\pi]$  0

18.  $f(\theta) = \tan \theta$ ,  $[-\frac{\pi}{4}, \frac{\pi}{4}]$  0

In Exercises 19–30, evaluate the integral using antiderivatives, as in Example 4.

19.  $\int_{\pi}^{2\pi} \sin x dx = -\cos(2\pi) + \cos \pi = -2$     20.  $\int_0^{\pi/2} \cos x dx = \sin(\pi/2) - \sin 0 = 1$

21.  $\int_0^1 e^x dx = e^1 - e^0 = e - 1$     22.  $\int_0^{\pi/4} \sec^2 x dx = \tan(\pi/4) - \tan 0 = 1$

23.  $\int_1^4 2x dx = 4^2 - 1^2 = 15$     24.  $\int_{-1}^2 3x^2 dx = 2^3 - (-1)^3 = 9$

25.  $\int_{-2}^6 5 dx = 5(6) - 5(-2) = 40$     26.  $\int_3^7 8 dx = 8(7) - 8(3) = 32$

27.  $\int_{-1}^1 \frac{1}{1+x^2} dx = \tan^{-1}(1) - \tan^{-1}(-1) = \pi/2$     28.  $\int_0^{1/2} \frac{1}{\sqrt{1-x^2}} dx = \sin^{-1}(1/2) - \sin^{-1}(0) = \pi/6$

29.  $\int_1^e \frac{1}{x} dx = \ln e - \ln 1 = 1$     30.  $\int_1^4 -x^{-2} dx = 4^{-1} - 1^{-1} = -3/4$

In Exercises 31–36, find the average value of the function on the interval, using antiderivatives to compute the integral.

31.  $y = \sin x$ ,  $[0, \pi]$   $2/\pi$     32.  $y = \frac{1}{x}$ ,  $[e, 2e]$   $\frac{\ln 2}{e}$

33.  $y = \sec^2 x$ ,  $[0, \frac{\pi}{4}]$   $4/\pi$     34.  $y = \frac{1}{1+x^2}$ ,  $[0, 1]$   $\pi/4$

35.  $y = 3x^2 + 2x$ ,  $[-1, 2]$  4    36.  $y = \sec x \tan x$ ,  $[0, \frac{\pi}{3}]$   $3/\pi$

**37. Group Activity** Use the Max-Min Inequality to find upper and lower bounds for the value of

$$\int_0^1 \frac{1}{1+x^4} dx. \quad \frac{1}{2} \leq \int_0^1 \frac{1}{1+x^4} dx \leq 1$$

**38. Group Activity** (Continuation of Exercise 37) Use the Max-Min Inequality to find upper and lower bounds for the values of [See page 293.](#)

$$\int_0^{0.5} \frac{1}{1+x^4} dx \quad \text{and} \quad \int_{0.5}^1 \frac{1}{1+x^4} dx.$$

Add these to arrive at an improved estimate for

$$\int_0^1 \frac{1}{1+x^4} dx.$$

**39. Writing to Learn** If  $av(f)$  really is a typical value of the integrable function  $f(x)$  on  $[a, b]$ , then the number  $av(f)$  should have the same integral over  $[a, b]$  that  $f$  does. Does it? That is, does [See page 293.](#)

$$\int_a^b av(f) dx = \int_a^b f(x) dx?$$

Give reasons for your answer.

**40. Writing to Learn** A driver averaged 30 mph on a 150-mile trip and then returned over the same 150 miles at the rate of 50 mph. He figured that his average speed was 40 mph for the entire trip.

- (a) What was his total distance traveled? See page 293.  
 (b) What was his total time spent for the trip? See page 293.  
 (c) What was his average speed for the trip? See page 293.  
 (d) Explain the error in the driver's reasoning. See page 293.

**41. Writing to Learn** A dam released  $1000 \text{ m}^3$  of water at  $10 \text{ m}^3/\text{min}$  and then released another  $1000 \text{ m}^3$  at  $20 \text{ m}^3/\text{min}$ . What was the average rate at which the water was released? Give reasons for your answer. See page 293.

**42.** Use the inequality  $\sin x \leq x$ , which holds for  $x \geq 0$ , to find an upper bound for the value of  $\int_0^1 \sin x \, dx$ .  $\frac{1}{2}$


**43.** The inequality  $\sec x \geq 1 + (x^2/2)$  holds on  $(-\pi/2, \pi/2)$ . Use it to find a lower bound for the value of  $\int_0^1 \sec x \, dx$ .  $\frac{7}{6}$

**44.** Show that the average value of a linear function  $L(x)$  on  $[a, b]$  is

$$\frac{L(a) + L(b)}{2} \quad \text{See page 293.}$$

[Caution: This simple formula for average value does *not* work for functions in general!]

## Standardized Test Questions

 You may use a graphing calculator to solve the following problems.

- 45. True or False** The average value of a function  $f$  on  $[a, b]$  always lies between  $f(a)$  and  $f(b)$ . Justify your answer.  
**46. True or False** If  $\int_a^b f(x) \, dx = 0$ , then  $f(a) = f(b)$ . Justify your answer. **False.** For example,  $\int_{-3}^3 2x \, dx = 0$ , but  $2(-3) \neq 2(3)$ .  
**47. Multiple Choice** If  $\int_3^7 f(x) \, dx = 5$  and  $\int_3^7 g(x) \, dx = 3$ , then all of the following must be true *except* **A**

- (A)  $\int_3^7 f(x)g(x) \, dx = 15$   
 (B)  $\int_3^7 [f(x) + g(x)] \, dx = 8$   
 (C)  $\int_3^7 2f(x) \, dx = 10$   
 (D)  $\int_3^7 [f(x) - g(x)] \, dx = 2$   
 (E)  $\int_7^3 [g(x) - f(x)] \, dx = 2$

**45. False.** For example,  $\sin 0 = \sin \pi = 0$ , but the average value of  $\sin x$  on  $[0, \pi]$  is greater than 0.

**48. Multiple Choice** If  $\int_2^5 f(x) \, dx = 12$  and  $\int_5^8 f(x) \, dx = 4$ , then all of the following must be true *except* **D**

- (A)  $\int_2^8 f(x) \, dx = 16$   
 (B)  $\int_2^5 f(x) \, dx - \int_5^8 3f(x) \, dx = 0$   
 (C)  $\int_5^2 f(x) \, dx = -12$   
 (D)  $\int_{-5}^{-8} f(x) \, dx = -4$   
 (E)  $\int_2^6 f(x) \, dx + \int_6^8 f(x) \, dx = 16$

**49. Multiple Choice** What is the average value of the cosine function on the interval  $[1, 5]$ ? **B**

- (A)  $-0.990$       (B)  $-0.450$       (C)  $-0.128$   
 (D)  $0.412$       (E)  $0.998$

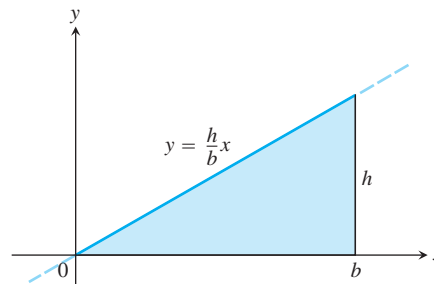
**50. Multiple Choice** If the average value of the function  $f$  on the interval  $[a, b]$  is 10, then  $\int_a^b f(x) \, dx =$  **C**

- (A)  $\frac{10}{b-a}$       (B)  $\frac{f(a) + f(b)}{10}$       (C)  $10b - 10a$   
 (D)  $\frac{b-a}{10}$       (E)  $\frac{f(b) + f(a)}{20}$

## Exploration

**51. Comparing Area Formulas** Consider the region in the first quadrant under the curve  $y = (h/b)x$  from  $x = 0$  to  $x = b$  (see figure).

- (a) Use a geometry formula to calculate the area of the region.  
 (b) Find all antiderivatives of  $y$ .  
 (c) Use an antiderivative of  $y$  to evaluate  $\int_0^b y(x) \, dx$ .



- (a)  $A = \frac{1}{2}(b)(h) = \frac{1}{2}bh$   
 (b)  $\frac{h}{2b}x^2 + C$   
 (c)  $\int_0^b y(x) \, dx = \left. \frac{h}{2b}x^2 \right|_0^b = \frac{hb^2}{2b} = \frac{1}{2}bh$

## Extending the Ideas

52. **Graphing Calculator Challenge** If  $k > 1$ , and if the average value of  $x^k$  on  $[0, k]$  is  $k$ , what is  $k$ ? Check your result with a CAS if you have one available.  $k \approx 2.39838$

53. Show that if  $F'(x) = G'(x)$  on  $[a, b]$ , then

$$F(b) - F(a) = G(b) - G(a).$$

$$\int_a^b F'(x) dx = \int_a^b G'(x) dx \rightarrow F(b) - F(a) = G(b) - G(a)$$

## Quick Quiz for AP\* Preparation: Sections 5.1–5.3

 You should solve the following problems without using a calculator.

1. **Multiple Choice** If  $\int_a^b f(x) dx = a + 2b$ , then

$$\int_a^b (f(x) + 3) dx = \quad \text{D}$$

(A)  $a + 2b + 3$                       (B)  $3b - 3a$

(C)  $4a - b$                         (D)  $5b - 2a$

(E)  $5b - 3a$

2. **Multiple Choice** The expression

$$\frac{1}{20} \left( \sqrt{\frac{1}{20}} + \sqrt{\frac{2}{20}} + \sqrt{\frac{3}{20}} + \dots + \sqrt{\frac{20}{20}} \right)$$

is a Riemann sum approximation for  $\quad \text{B}$

(A)  $\int_0^1 \sqrt{\frac{x}{20}} dx$                       (B)  $\int_0^1 \sqrt{x} dx$

(C)  $\frac{1}{20} \int_0^1 \sqrt{\frac{x}{20}} dx$                       (D)  $\frac{1}{20} \int_0^1 \sqrt{x} dx$

(E)  $\frac{1}{20} \int_0^{20} \sqrt{x} dx$

### Answers to Section 5.3 Exercises

7.  $0 \leq \int_0^1 \sin(x^2) dx \leq \sin(1) < 1$

8.  $\int_0^1 \sqrt{8} dx \leq \int_0^1 \sqrt{x+8} dx \leq \int_0^1 \sqrt{9} dx$

$$2\sqrt{2} \leq \int_0^1 \sqrt{x+8} dx \leq 3$$

9.  $0 \leq (b-a) \min f(x) \leq \int_a^b f(x) dx$

10.  $\int_a^b f(x) dx \leq (b-a) \max f(x) \leq 0$

38.  $\frac{8}{17} \leq \int_0^{0.5} \frac{1}{1+x^4} dx \leq \frac{1}{2}$

$$\frac{1}{4} \leq \int_{0.5}^1 \frac{1}{1+x^4} dx \leq \frac{8}{17}$$

$$\frac{49}{68} \leq \int_0^1 \frac{1}{1+x^4} dx \leq \frac{33}{34}$$

39. Yes;  $av(f) = \frac{1}{b-a} \int_a^b f(x) dx$ , therefore

$$\int_a^b f(x) dx = av(f)(b-a) = \int_a^b av(f) dx.$$

3. **Multiple Choice** What are all values of  $k$  for which

$$\int_2^k x^2 dx = 0? \quad \text{C}$$

(A)  $-2$                                       (B)  $0$                                       (C)  $2$

(D)  $-2$  and  $2$                               (E)  $-2, 0$ , and  $2$

4. **Free Response** Let  $f$  be a function such that  $f''(x) = 6x + 12$ .

(a) Find  $f(x)$  if the graph of  $f$  is tangent to the line  $4x - y = 5$  at the point  $(0, -5)$ .

(b) Find the average value of  $f(x)$  on the closed interval  $[-1, 1]$ .

4. (a) Since  $f''(x) = 6x + 12$ , we have  $f'(x) = 3x^2 + 12x + c$  for some constant  $c$ . The tangent line has slope 4 at  $(0, -5)$ , so  $f'(0) = 4$ , from which we conclude that  $f'(x) = 3x^2 + 12x + 4$ . This implies that  $f(x) = x^3 + 6x^2 + 4x + k$  for some constant  $k$ , and  $k$  must be  $-5$  for the graph to pass through  $(0, -5)$ . Thus  $f(x) = x^3 + 6x^2 + 4x - 5$ .

(b) Average value =

$$\frac{1}{1 - (-1)} \int_{-1}^1 (x^3 + 6x^2 + 4x - 5) dx = \frac{1}{2} \left( \frac{x^4}{4} + 2x^3 + 2x^2 - 5x \right) \Big|_{-1}^1 = -3.$$

40. (a) 300 miles    (b) 8 hours    (c) 37.5 mph

(d) Average speed is  $\frac{\text{total distance travelled}}{\text{time}}$  for the whole trip.

$$\frac{d_1 + d_2}{t_1 + t_2} \neq \frac{1}{2} \left( \frac{d_1}{t_1} + \frac{d_2}{t_2} \right)$$

41. Avg rate =  $\frac{\text{total amount released}}{\text{total time}}$

$$= \frac{2000 \text{ m}^3}{100 \text{ min} + 50 \text{ min}} = 13\frac{1}{3} \text{ m}^3/\text{min}$$

44. Let  $L(x) = cx + d$ . Then the average value of  $f$  on  $[a, b]$  is

$$\begin{aligned} av(f) &= \frac{1}{b-a} \int_a^b (cx + d) dx \\ &= \frac{1}{b-a} \left[ \left( \frac{cb^2}{2} + db \right) - \left( \frac{ca^2}{2} + da \right) \right] \\ &= \frac{1}{b-a} \left[ \frac{c(b^2 - a^2)}{2} + d(b-a) \right] \\ &= \frac{c(b+a) + 2d}{2} \\ &= \frac{(ca + d) + (cb + d)}{2} \\ &= \frac{L(a) + L(b)}{2} \end{aligned}$$



## 5.4

## Fundamental Theorem of Calculus

## What you'll learn about

- Fundamental Theorem, Part 1
- Graphing the Function  $\int_a^x f(t) dt$
- Fundamental Theorem, Part 2
- Area Connection
- Analyzing Antiderivatives Graphically

## ... and why

The Fundamental Theorem of Calculus is a triumph of mathematical discovery and the key to solving many problems.

## Sir Isaac Newton

(1642–1727)



Sir Isaac Newton is considered to be one of the most influential mathematicians of all time. Moreover, by the age of 25, he had also made revolutionary advances in optics,

physics, and astronomy.

## Fundamental Theorem, Part 1

This section presents the discovery by Newton and Leibniz of the astonishing connection between integration and differentiation. This connection started the mathematical development that fueled the scientific revolution for the next 200 years, and is still regarded as the most important computational discovery in the history of mathematics: The Fundamental Theorem of Calculus.

The Fundamental Theorem comes in two parts, both of which were previewed in Exploration 2 of the previous section. The first part says that the definite integral of a continuous function is a differentiable function of its upper limit of integration. Moreover, it tells us what that derivative is. The second part says that the definite integral of a continuous function from  $a$  to  $b$  can be found from any one of the function's antiderivatives  $F$  as the number  $F(b) - F(a)$ .

## THEOREM 4 The Fundamental Theorem of Calculus, Part 1

If  $f$  is continuous on  $[a, b]$ , then the function

$$F(x) = \int_a^x f(t) dt$$

has a derivative at every point  $x$  in  $[a, b]$ , and

$$\frac{dF}{dx} = \frac{d}{dx} \int_a^x f(t) dt = f(x).$$

**Proof** The geometric exploration at the end of the previous section contained the idea of the proof, but it glossed over the necessary limit arguments. Here we will be more precise.

Apply the definition of the derivative directly to the function  $F$ . That is,

$$\begin{aligned} \frac{dF}{dx} &= \lim_{h \rightarrow 0} \frac{F(x+h) - F(x)}{h} \\ &= \lim_{h \rightarrow 0} \frac{\int_a^{x+h} f(t) dt - \int_a^x f(t) dt}{h} \\ &= \lim_{h \rightarrow 0} \frac{\int_x^{x+h} f(t) dt}{h} \\ &= \lim_{h \rightarrow 0} \left[ \frac{1}{h} \int_x^{x+h} f(t) dt \right]. \end{aligned}$$

Rules for integrals,  
Section 5.3

The expression in brackets in the last line is the average value of  $f$  from  $x$  to  $x+h$ . We know from the Mean Value Theorem for Definite Integrals (Theorem 3, Section 5.3) that  $f$ , being continuous, takes on its average value at least once in the interval; that is,

$$\frac{1}{h} \int_x^{x+h} f(t) dt = f(c) \quad \text{for some } c \text{ between } x \text{ and } x+h.$$

We can therefore continue our proof, letting  $(1/h)\int_x^{x+h} f(t) dt = f(c)$ ,

$$\begin{aligned}\frac{dF}{dx} &= \lim_{h \rightarrow 0} \frac{1}{h} \int_x^{x+h} f(t) dt \\ &= \lim_{h \rightarrow 0} f(c), \quad \text{where } c \text{ lies between } x \text{ and } x+h.\end{aligned}$$

What happens to  $c$  as  $h$  goes to zero? As  $x+h$  gets closer to  $x$ , it carries  $c$  along with it like a bead on a wire, forcing  $c$  to approach  $x$ . Since  $f$  is continuous, this means that  $f(c)$  approaches  $f(x)$ :

$$\lim_{h \rightarrow 0} f(c) = f(x).$$

Putting it all together,

$$\begin{aligned}\frac{dF}{dx} &= \lim_{h \rightarrow 0} \frac{F(x+h) - F(x)}{h} && \text{Definition of derivatives} \\ &= \lim_{h \rightarrow 0} \frac{\int_x^{x+h} f(t) dt}{h} && \text{Rules for integrals} \\ &= \lim_{h \rightarrow 0} f(c) \quad \text{for some } c \text{ between } x \text{ and } x+h. \\ &= f(x). && \text{Because } f \text{ is continuous}\end{aligned}$$

This concludes the proof. ■

It is difficult to overestimate the power of the equation

$$\frac{d}{dx} \int_a^x f(t) dt = f(x). \quad (1)$$

It says that every continuous function  $f$  is the derivative of some other function, namely  $\int_a^x f(t) dt$ . It says that every continuous function has an antiderivative. And it says that the processes of integration and differentiation are inverses of one another. If any equation deserves to be called the Fundamental Theorem of Calculus, this equation is surely the one.

### EXAMPLE 1 Applying the Fundamental Theorem

Find

$$\frac{d}{dx} \int_{-\pi}^x \cos t dt \quad \text{and} \quad \frac{d}{dx} \int_0^x \frac{1}{1+t^2} dt$$

by using the Fundamental Theorem.

#### SOLUTION

$$\frac{d}{dx} \int_{-\pi}^x \cos t dt = \cos x \quad \text{Eq. 1 with } f(t) = \cos t$$

$$\frac{d}{dx} \int_0^x \frac{1}{1+t^2} dt = \frac{1}{1+x^2}. \quad \text{Eq. 1 with } f(t) = \frac{1}{1+t^2}$$

Now try Exercise 3.

**EXAMPLE 2 The Fundamental Theorem with the Chain Rule**

Find  $dy/dx$  if  $y = \int_1^{x^2} \cos t \, dt$ .

**SOLUTION**

The upper limit of integration is not  $x$  but  $x^2$ . This makes  $y$  a composite of

$$y = \int_1^u \cos t \, dt \quad \text{and} \quad u = x^2.$$

We must therefore apply the Chain Rule when finding  $dy/dx$ .

$$\begin{aligned} \frac{dy}{dx} &= \frac{dy}{du} \cdot \frac{du}{dx} \\ &= \left( \frac{d}{du} \int_1^u \cos t \, dt \right) \cdot \frac{du}{dx} \\ &= \cos u \cdot \frac{du}{dx} \\ &= \cos(x^2) \cdot 2x \\ &= 2x \cos x^2 \end{aligned}$$

Now try Exercise 9.

**EXAMPLE 3 Variable Lower Limits of Integration**

Find  $dy/dx$ .

$$\text{(a)} \quad y = \int_x^5 3t \sin t \, dt \qquad \text{(b)} \quad y = \int_{2x}^{x^2} \frac{1}{2 + e^t} \, dt$$

**SOLUTION**

The rules for integrals set these up for the Fundamental Theorem.

$$\begin{aligned} \text{(a)} \quad \frac{d}{dx} \int_x^5 3t \sin t \, dt &= \frac{d}{dx} \left( - \int_5^x 3t \sin t \, dt \right) \\ &= - \frac{d}{dx} \int_5^x 3t \sin t \, dt \\ &= -3x \sin x \\ \text{(b)} \quad \frac{d}{dx} \int_{2x}^{x^2} \frac{1}{2 + e^t} \, dt &= \frac{d}{dx} \left( \int_0^{x^2} \frac{1}{2 + e^t} \, dt - \int_0^{2x} \frac{1}{2 + e^t} \, dt \right) \\ &= \frac{1}{2 + e^{x^2}} \frac{d}{dx}(x^2) - \frac{1}{2 + e^{2x}} \frac{d}{dx}(2x) \quad \text{Chain Rule} \\ &= \frac{1}{2 + e^{x^2}} \cdot 2x - \frac{1}{2 + e^{2x}} \cdot 2 \\ &= \frac{2x}{2 + e^{x^2}} - \frac{2}{2 + e^{2x}} \end{aligned}$$

Now try Exercise 19.

**EXAMPLE 4** Constructing a Function with a Given Derivative and Value

Find a function  $y = f(x)$  with derivative

$$\frac{dy}{dx} = \tan x$$

that satisfies the condition  $f(3) = 5$ .

**SOLUTION**

The Fundamental Theorem makes it easy to construct a function with derivative  $\tan x$ :

$$y = \int_3^x \tan t \, dt.$$

Since  $y(3) = 0$ , we have only to add 5 to this function to construct one with derivative  $\tan x$  whose value at  $x = 3$  is 5:

$$f(x) = \int_3^x \tan t \, dt + 5. \quad \text{Now try Exercise 25.}$$

Although the solution to the problem in Example 4 satisfies the two required conditions, you might question whether it is in a useful form. Not many years ago, this form might have posed a computation problem. Indeed, for such problems much effort has been expended over the centuries trying to find solutions that do not involve integrals. We will see some in Chapter 6, where we will learn (for example) how to write the solution in Example 4 as

$$y = \ln \left| \frac{\cos 3}{\cos x} \right| + 5.$$

However, now that computers and calculators are capable of evaluating integrals, the form given in Example 4 is not only useful, but in some ways preferable. It is certainly easier to find and is always available.

**Graphing the Function  $\int_a^x f(t) \, dt$** 

Consider for a moment the two forms of the function we have just been discussing,

$$F(x) = \int_3^x \tan t \, dt + 5 \quad \text{and} \quad F(x) = \ln \left| \frac{\cos 3}{\cos x} \right| + 5.$$

With which expression is it easier to evaluate, say,  $F(4)$ ? From the time of Newton almost to the present, there has been no contest: the expression on the right. At least it provides something to compute, and there have always been tables or slide rules or calculators to facilitate that computation. The expression on the left involved at best a tedious summing process and almost certainly an increased opportunity for error.

Today we can find  $F(4)$  from either expression on the same machine. The choice is between NINT ( $\tan x, x, 3, 4$ ) + 5 and  $\ln(\text{abs}(\cos(3)/\cos(4))) + 5$ . Both calculations give 5.415135083 in approximately the same amount of time.

We can even use NINT to graph the function. This modest technology feat would have absolutely dazzled the mathematicians of the 18th and 19th centuries, who knew how the solutions of differential equations, such as  $dy/dx = \tan x$ , could be written as integrals, but

for whom integrals were of no practical use computationally unless they could be written in exact form. Since so few integrals could, in fact, be written in exact form, NINT would have spared generations of scientists much frustration.

Nevertheless, one must not proceed blindly into the world of calculator computation. Exploration 1 will demonstrate the need for caution.

### Graphing NINT $f$

Some graphers can graph the numerical integral  $y = \text{NINT}(f(x), x, a, x)$  directly as a function of  $x$ . Others will require a toolbox program such as the one called NINTGRAF provided in the *Technology Resource Manual*.

### EXPLORATION 1 Graphing NINT $f$

Let us use NINT to attempt to graph the function we just discussed,

$$F(x) = \int_3^x \tan t \, dt + 5.$$

1. Graph the function  $y = F(x)$  in the window  $[-10, 10]$  by  $[-10, 10]$ . You will probably wait a long time and see no graph. Break out of the graphing program if necessary.
2. Recall that the graph of the function  $y = \tan x$  has vertical asymptotes. Where do they occur on the interval  $[-10, 10]$ ?
3. When attempting to graph the function  $F(x) = \int_3^x \tan t \, dt + 5$  on the interval  $[-10, 10]$ , your grapher begins by trying to find  $F(-10)$ . Explain why this might cause a problem for your calculator.
4. Set your viewing window so that your calculator graphs only over the domain of the continuous branch of the tangent function that contains the point  $(3, \tan 3)$ .
5. What is the domain in step 4? Is it an open interval or a closed interval?
6. What is the domain of  $F(x)$ ? Is it an open interval or a closed interval?
7. Your calculator graphs over the closed interval  $[x_{\min}, x_{\max}]$ . Find a viewing window that will give you a good look at the graph of  $F$  and produce the graph on your calculator.
8. Describe the graph of  $F$ .

You have probably noticed that your grapher moves slowly when graphing NINT. This is because it must compute each value as a limit of sums—comparatively slow work even for a microprocessor. Here are some ways to speed up the process:

1. Change the *tolerance* on your grapher. The smaller the tolerance, the more accurate the calculator will try to be when finding the limiting value of each sum (and the longer it will take to do so). The default value is usually quite small (like 0.00001), but a value as large as 1 can be used for graphing in a typical viewing window.
2. Change the *x-resolution*. The default resolution is 1, which means that the grapher will compute a function value for every vertical column of pixels. At resolution 2 it computes only every second value, and so on. With higher resolutions, some graph smoothness is sacrificed for speed.
3. Switch to parametric mode. To graph  $y = \text{NINT}(f(x), x, a, x)$  in parametric mode, let  $x(t) = t$  and let  $y(t) = \text{NINT}(f(t), t, a, t)$ . You can then control the speed of the grapher by changing the  $t$ -step. (Choosing a bigger  $t$ -step has the same effect as choosing a larger  $x$ -resolution.)

**EXPLORATION 2** The Effect of Changing  $a$  in  $\int_a^x f(t) dt$ 

The first part of the Fundamental Theorem of Calculus asserts that the derivative of  $\int_a^x f(t) dt$  is  $f(x)$ , regardless of the value of  $a$ .

1. Graph NDER (NINT  $(x^2, x, 0, x)$ ).
2. Graph NDER (NINT  $(x^2, x, 5, x)$ ).
3. Without graphing, tell what the  $x$ -intercept of NINT  $(x^2, x, 0, x)$  is. Explain.
4. Without graphing, tell what the  $x$ -intercept of NINT  $(x^2, x, 5, x)$  is. Explain.
5. How does changing  $a$  affect the graph of  $y = (d/dx) \int_a^x f(t) dt$ ?
6. How does changing  $a$  affect the graph of  $y = \int_a^x f(t) dt$ ?

**Fundamental Theorem, Part 2**

The second part of the Fundamental Theorem of Calculus shows how to evaluate definite integrals directly from antiderivatives.

**THEOREM 4 (continued) The Fundamental Theorem of Calculus, Part 2**

If  $f$  is continuous at every point of  $[a, b]$ , and if  $F$  is any antiderivative of  $f$  on  $[a, b]$ , then

$$\int_a^b f(x) dx = F(b) - F(a).$$

This part of the Fundamental Theorem is also called the **Integral Evaluation Theorem**.

**Proof** Part 1 of the Fundamental Theorem tells us that an antiderivative of  $f$  exists, namely

$$G(x) = \int_a^x f(t) dt.$$

Thus, if  $F$  is any antiderivative of  $f$ , then  $F(x) = G(x) + C$  for some constant  $C$  (by Corollary 3 of the Mean Value Theorem for Derivatives, Section 4.2).

Evaluating  $F(b) - F(a)$ , we have

$$\begin{aligned} F(b) - F(a) &= [G(b) + C] - [G(a) + C] \\ &= G(b) - G(a) \\ &= \int_a^b f(t) dt - \int_a^a f(t) dt \\ &= \int_a^b f(t) dt - 0 \\ &= \int_a^b f(t) dt. \end{aligned}$$

At the risk of repeating ourselves: It is difficult to overestimate the power of the simple equation

$$\int_a^b f(x) dx = F(b) - F(a).$$

It says that any definite integral of any continuous function  $f$  can be calculated without taking limits, without calculating Riemann sums, and often without effort—so long as an antiderivative of  $f$  can be found. If you can imagine what it was like before this theorem (and before computing machines), when approximations by tedious sums were the only alternative for solving many real-world problems, then you can imagine what a miracle calculus was thought to be. If any equation deserves to be called the Fundamental Theorem of Calculus, this equation is surely the (second) one.

### EXAMPLE 5 Evaluating an Integral

Evaluate  $\int_{-1}^3 (x^3 + 1) dx$  using an antiderivative.

#### SOLUTION

**Solve Analytically** A simple antiderivative of  $x^3 + 1$  is  $(x^4/4) + x$ . Therefore,

$$\begin{aligned} \int_{-1}^3 (x^3 + 1) dx &= \left[ \frac{x^4}{4} + x \right]_{-1}^3 \\ &= \left( \frac{81}{4} + 3 \right) - \left( \frac{1}{4} - 1 \right) \\ &= 24. \end{aligned}$$

**Support Numerically** NINT  $(x^3 + 1, x, -1, 3) = 24$ .

Now try Exercise 29.

### Integral Evaluation Notation

The usual notation for  $F(b) - F(a)$  is

$$F(x) \Big|_a^b \quad \text{or} \quad \left[ F(x) \right]_a^b,$$

depending on whether  $F$  has one or more terms. This notation provides a compact “recipe” for the evaluation, allowing us to show the antiderivative in an intermediate step.

## Area Connection

In Section 5.2 we saw that the definite integral could be interpreted as the net area between the graph of a function and the  $x$ -axis. We can therefore compute areas using antiderivatives, but we must again be careful to distinguish net area (in which area below the  $x$ -axis is counted as negative) from total area. The unmodified word “area” will be taken to mean *total area*.

### EXAMPLE 6 Finding Area Using Antiderivatives

Find the area of the region between the curve  $y = 4 - x^2$ ,  $0 \leq x \leq 3$ , and the  $x$ -axis.

#### SOLUTION

The curve crosses the  $x$ -axis at  $x = 2$ , partitioning the interval  $[0, 3]$  into two subintervals, on each of which  $f(x) = 4 - x^2$  will not change sign.

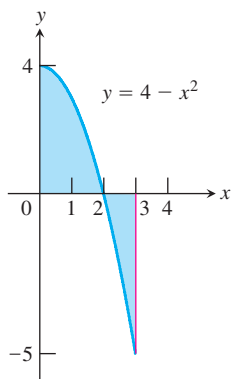
We can see from the graph (Figure 5.28) that  $f(x) > 0$  on  $[0, 2]$  and  $f(x) < 0$  on  $(2, 3]$ .

$$\text{Over } [0, 2]: \int_0^2 (4 - x^2) dx = \left[ 4x - \frac{x^3}{3} \right]_0^2 = \frac{16}{3}.$$

$$\text{Over } [2, 3]: \int_2^3 (4 - x^2) dx = \left[ 4x - \frac{x^3}{3} \right]_2^3 = -\frac{7}{3}.$$

$$\text{The area of the region is } \left| \frac{16}{3} \right| + \left| -\frac{7}{3} \right| = \frac{23}{3}.$$

Now try Exercise 41.

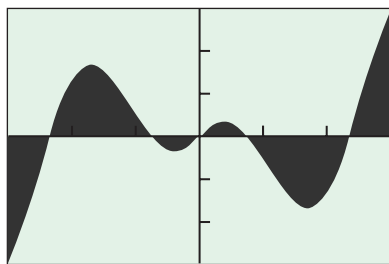


**Figure 5.28** The function  $f(x) = 4 - x^2$  changes sign only at  $x = 2$  on the interval  $[0, 3]$ . (Example 6)

### How to Find Total Area Analytically

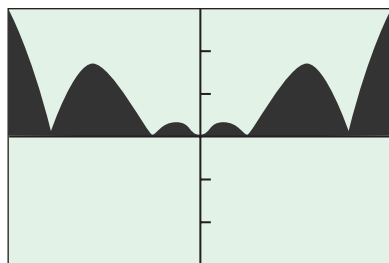
To find the area between the graph of  $y = f(x)$  and the  $x$ -axis over the interval  $[a, b]$  analytically,

1. partition  $[a, b]$  with the zeros of  $f$ ,
2. integrate  $f$  over each subinterval,
3. add the absolute values of the integrals.



$[-3, 3]$  by  $[-3, 3]$

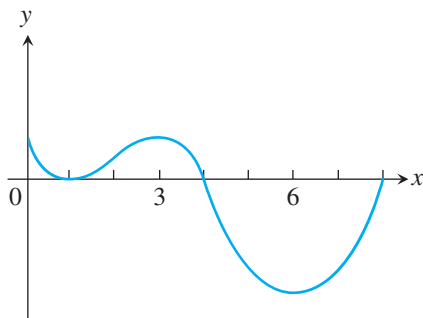
(a)



$[-3, 3]$  by  $[-3, 3]$

(b)

**Figure 5.29** The graphs of (a)  $y = x \cos 2x$  and (b)  $y = |x \cos 2x|$  over  $[-3, 3]$ . The shaded regions have the same area.



**Figure 5.30** The graph of  $f$  in Example 8, in which questions are asked about the function  $h(x) = \int_1^x f(t) dt$ .

We can find area numerically by using NINT to integrate the *absolute value* of the function over the given interval. There is no need to partition. By taking absolute values, we automatically reflect the negative portions of the graph across the  $x$ -axis to count all area as positive (Figure 5.29).

### EXAMPLE 7 Finding Area Using NINT

Find the area of the region between the curve  $y = x \cos 2x$  and the  $x$ -axis over the interval  $-3 \leq x \leq 3$  (Figure 5.29).

#### SOLUTION

Rounded to two decimal places, we have

$$\text{NINT}(|x \cos 2x|, x, -3, 3) = 5.43. \quad \text{Now try Exercise 51.}$$

### How to Find Total Area Numerically

To find the area between the graph of  $y = f(x)$  and the  $x$ -axis over the interval  $[a, b]$  numerically, evaluate

$$\text{NINT}(|f(x)|, x, a, b).$$

## Analyzing Antiderivatives Graphically

A good way to put several calculus concepts together at this point is to start with the graph of a function  $f$  and consider a new function  $h$  defined as a definite integral of  $f$ . If  $h(x) = \int_a^x f(t) dt$ , for example, the Fundamental Theorem guarantees that  $h'(x) = f(x)$ , so the graph of  $f$  is also the graph of  $h'$ . We can therefore make conclusions about the behavior of  $h$  by considering the graphical behavior of its derivative  $f$ , just as we did in Section 4.3.

### EXAMPLE 8 Using the Graph of $f$ to Analyze $h(x) = \int_a^x f(t) dt$

The graph of a continuous function  $f$  with domain  $[0, 8]$  is shown in Figure 5.30. Let  $h$  be the function defined by  $h(x) = \int_1^x f(t) dt$ .

- Find  $h(1)$ .
- Is  $h(0)$  positive or negative? Justify your answer.
- Find the value of  $x$  for which  $h(x)$  is a maximum.
- Find the value of  $x$  for which  $h(x)$  is a minimum.
- Find the  $x$ -coordinates of all points of inflections of the graph of  $y = h(x)$ .

*continued*





25.  $\frac{dy}{dx} = \cos^2 5x$ , and  $y = -2$  when  $x = 7$ .  $y = \int_7^x \cos^2 5t \, dt - 2$

26.  $\frac{dy}{dx} = e^{\sqrt{x}}$ , and  $y = 1$  when  $x = 0$ .  $y = \int_0^x e^{\sqrt{t}} \, dt + 1$

In Exercises 27–40, evaluate each integral using Part 2 of the Fundamental Theorem. Support your answer with NINT if you are unsure.

27.  $\int_{1/2}^3 \left(2 - \frac{1}{x}\right) dx$   $5 - \ln 6 \approx 3.208$

28.  $\int_2^{-1} 3^x dx$   $-\frac{26}{3 \ln 3} \approx -7.889$

29.  $\int_0^1 (x^2 + \sqrt{x}) dx$  1

30.  $\int_0^5 x^{3/2} dx$   $10\sqrt{5} \approx 22.361$

31.  $\int_1^{32} x^{-6/5} dx$   $\frac{5}{2}$

32.  $\int_{-2}^{-1} \frac{2}{x^2} dx$  1

33.  $\int_0^\pi \sin x dx$  2

34.  $\int_0^\pi (1 + \cos x) dx$   $\pi$

35.  $\int_0^{\pi/3} 2 \sec^2 \theta d\theta$   $2\sqrt{3}$

36.  $\int_{\pi/6}^{5\pi/6} \csc^2 \theta d\theta$   $2\sqrt{3}$

37.  $\int_{\pi/4}^{3\pi/4} \csc x \cot x dx$  0

38.  $\int_0^{\pi/3} 4 \sec x \tan x dx$  4

39.  $\int_{-1}^1 (r + 1)^2 dr$   $\frac{8}{3}$

40.  $\int_0^4 \frac{1 - \sqrt{u}}{\sqrt{u}} du$  0

In Exercises 41–44, find the total area of the region between the curve and the  $x$ -axis.

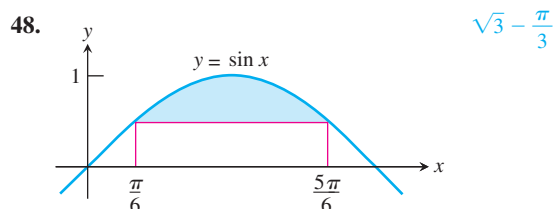
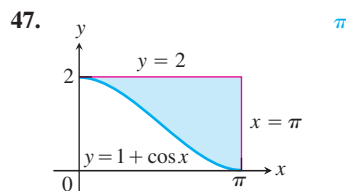
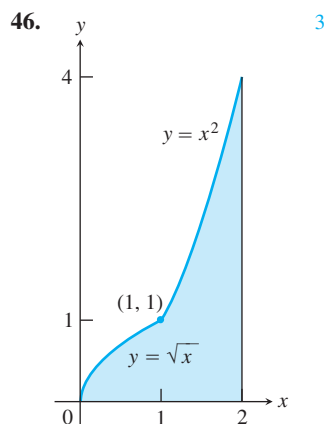
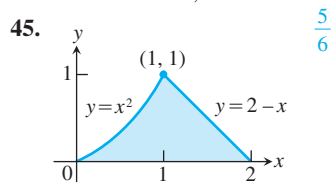
41.  $y = 2 - x$ ,  $0 \leq x \leq 3$   $\frac{5}{2}$

42.  $y = 3x^2 - 3$ ,  $-2 \leq x \leq 2$  12

43.  $y = x^3 - 3x^2 + 2x$ ,  $0 \leq x \leq 2$   $\frac{1}{2}$

44.  $y = x^3 - 4x$ ,  $-2 \leq x \leq 2$  8

In Exercises 45–48, find the area of the shaded region.



In Exercises 49–54, use NINT to solve the problem.

49. Evaluate  $\int_0^{10} \frac{1}{3 + 2 \sin x} dx$ .  $\approx 3.802$

50. Evaluate  $\int_{-0.8}^{0.8} \frac{2x^4 - 1}{x^4 - 1} dx$ .  $\approx 1.427$

51. Find the area of the semielliptical region between the  $x$ -axis and the graph of  $y = \sqrt{8 - 2x^2}$ .  $\approx 8.886$

52. Find the average value of  $\sqrt{\cos x}$  on the interval  $[-1, 1]$ .  $\approx 0.914$

53. For what value of  $x$  does  $\int_0^x e^{-t^2} dt = 0.6$ ?  $x \approx 0.699$

54. Find the area of the region in the first quadrant enclosed by the coordinate axes and the graph of  $x^3 + y^3 = 1$ .  $\approx 0.883$

In Exercises 55 and 56, find  $K$  so that

$$\int_a^x f(t) dt + K = \int_b^x f(t) dt.$$

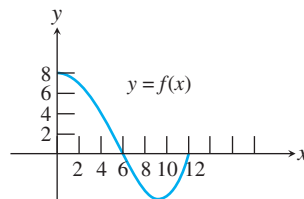
55.  $f(x) = x^2 - 3x + 1$ ;  $a = -1$ ;  $b = 2$   $-3/2$

56.  $f(x) = \sin^2 x$ ;  $a = 0$ ;  $b = 2$   $\frac{\sin 2 \cos 2 - 2}{2} \approx -1.189$

57. Let

$$H(x) = \int_0^x f(t) dt,$$

where  $f$  is the continuous function with domain  $[0, 12]$  graphed here.



(a) Find  $H(0)$ . 0

(b) On what interval is  $H$  increasing? Explain. See page 305.

(c) On what interval is the graph of  $H$  concave up? Explain. See page 305.

(d) Is  $H(12)$  positive or negative? Explain. See page 305.

(e) Where does  $H$  achieve its maximum value? Explain. See page 305.

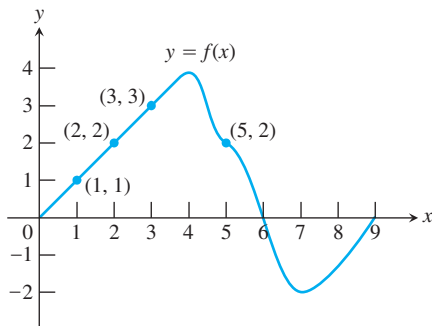
(f) Where does  $H$  achieve its minimum value? Explain. See page 305.

In Exercises 58 and 59,  $f$  is the differentiable function whose graph is shown in the given figure. The position at time  $t$  (sec) of a particle moving along a coordinate axis is

$$s = \int_0^t f(x) dx$$

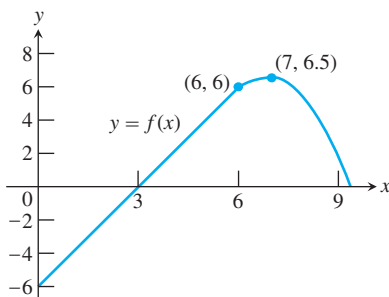
meters. Use the graph to answer the questions. Give reasons for your answers.

58.



- (a) What is the particle's velocity at time  $t = 5$ ?  $s'(5) = f(5) = 2$  units/sec  
 (b) Is the acceleration of the particle at time  $t = 5$  positive or negative?  $s''(5) = f'(5) < 0$   
 (c) What is the particle's position at time  $t = 3$ ? See page 305.  
 (d) At what time during the first 9 sec does  $s$  have its largest value? See page 305.  
 (e) Approximately when is the acceleration zero? See page 305.  
 (f) When is the particle moving toward the origin? away from the origin? See page 305.  
 (g) On which side of the origin does the particle lie at time  $t = 9$ ? The positive side.

59.

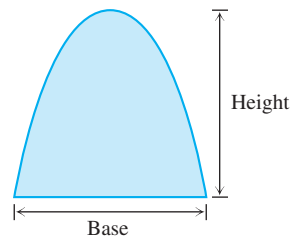


- (a) What is the particle's velocity at time  $t = 3$ ?  $s'(3) = f(3) = 0$   
 (b) Is the acceleration of the particle at time  $t = 3$  positive or negative?  $s''(3) = f'(3) > 0$   
 (c) What is the particle's position at time  $t = 3$ ? See page 305.  
 (d) When does the particle pass through the origin? See page 305.  
 (e) Approximately when is the acceleration zero? See page 305.  
 (f) When is the particle moving toward the origin? away from the origin? See page 305.  
 (g) On which side of the origin does the particle lie at time  $t = 9$ ? The positive side.
60. Suppose  $\int_1^x f(t) dt = x^2 - 2x + 1$ . Find  $f(x)$ .  $f(x) = 2x - 2$

61. **Linearization** Find the linearization of  $L(x) = 2 + 10x$

$$f(x) = 2 + \int_0^x \frac{10}{1+t} dt \quad \text{at } x = 0.$$

62. Find  $f(4)$  if  $\int_0^x f(t) dt = x \cos \pi x$ . 1  
 63. **Finding Area** Show that if  $k$  is a positive constant, then the area between the  $x$ -axis and one arch of the curve  $y = \sin kx$  is always  $2/k$ .  $\int_0^{\pi/k} \sin kx dx = \frac{2}{k}$   
 64. **Archimedes' Area Formula for Parabolas** Archimedes (287–212 B.C.), inventor, military engineer, physicist, and the greatest mathematician of classical times, discovered that the area under a parabolic arch like the one shown here is always two-thirds the base times the height.



- (a) Find the area under the parabolic arch  $\frac{125}{6}$   
 $y = 6 - x - x^2, \quad -3 \leq x \leq 2.$   
 (b) Find the height of the arch.  $\frac{25}{4}$   
 (c) Show that the area is two-thirds the base times the height.

## Standardized Test Questions

You may use a graphing calculator to solve the following problems.

65. **True or False** If  $f$  is continuous on an open interval  $I$  containing  $a$ , then  $F$  defined by  $F(x) = \int_a^x f(t) dt$  is continuous on  $I$ . Justify your answer. See below.  
 66. **True or False** If  $b > a$ , then  $\frac{d}{dx} \int_a^b e^{x^2} dx$  is positive. Justify your answer. See below.  
 67. **Multiple Choice** Let  $f(x) = \int_a^x \ln(2 + \sin t) dt$ . If  $f(3) = 4$ , then  $f(5) =$  D  
 (A) 0.040 (B) 0.272 (C) 0.961 (D) 4.555 (E) 6.667  
 68. **Multiple Choice** What is  $\lim_{h \rightarrow 0} \frac{1}{h} \int_x^{x+h} f(t) dt$ ? D  
 (A) 0 (B) 1 (C)  $f'(x)$  (D)  $f(x)$  (E) nonexistent  
 69. **Multiple Choice** At  $x = \pi$ , the linearization of  $f(x) = \int_{\pi}^x \cos^3 t dt$  is E  
 (A)  $y = -1$  (B)  $y = -x$  (C)  $y = \pi$   
 (D)  $y = x - \pi$  (E)  $y = \pi - x$   
 70. **Multiple Choice** The area of the region enclosed between the graph of  $y = \sqrt{1 - x^2}$  and the  $x$ -axis is E  
 (A) 0.886 (B) 1.253 (C) 1.414  
 (D) 1.571 (E) 1.748  
 65. True. The Fundamental Theorem of Calculus guarantees that  $F$  is differentiable on  $I$ , so it must be continuous on  $I$ .  
 66. False. In fact,  $\int_a^b e^{x^2} dx$  is a real number, so its derivative is always 0.

## Explorations

**71. The Sine Integral Function** The sine integral function

$$\text{Si}(x) = \int_0^x \frac{\sin t}{t} dt$$

is one of the many useful functions in engineering that are defined as integrals. Although the notation does not show it, the function being integrated is

$$f(t) = \begin{cases} \frac{\sin t}{t}, & t \neq 0 \\ 1, & t = 0, \end{cases}$$

the continuous extension of  $(\sin t)/t$  to the origin.

- (a) Show that  $\text{Si}(x)$  is an odd function of  $x$ .  
 (b) What is the value of  $\text{Si}(0)$ ?  
 (c) Find the values of  $x$  at which  $\text{Si}(x)$  has a local extreme value.  
 (d) Use NINT to graph  $\text{Si}(x)$ .

**72. Cost from Marginal Cost** The marginal cost of printing a poster when  $x$  posters have been printed is

$$\frac{dc}{dx} = \frac{1}{2\sqrt{x}}$$

dollars. Find

- (a)  $c(100) - c(1)$ , the cost of printing posters 2 to 100. \$9  
 (b)  $c(400) - c(100)$ , the cost of printing posters 101 to 400. \$10

**73. Revenue from Marginal Revenue** Suppose that a company's marginal revenue from the manufacture and sale of eggbeaters is

$$\frac{dr}{dx} = 2 - \frac{2}{(x+1)^2},$$

where  $r$  is measured in thousands of dollars and  $x$  in thousands of units. How much money should the company expect from a production run of  $x = 3$  thousand eggbeaters? To find out, integrate the marginal revenue from  $x = 0$  to  $x = 3$ . \$4500

**74. Average Daily Holding Cost** Solon Container receives 450 drums of plastic pellets every 30 days. The inventory function (drums on hand as a function of days) is  $I(x) = 450 - x^2/2$ .

- (a) Find the average daily inventory (that is, the average value of  $I(x)$  for the 30-day period). 300 drums

Answers:

- 57. (b)**  $H$  is increasing on  $[0, 6]$  where  $H'(x) = f(x) > 0$ .  
 (c)  $H$  is concave up on  $(9, 12)$  where  $H''(x) = f'(x) > 0$ .  
 (d)  $H(12) = \int_0^{12} f(t) dt > 0$  because there is more area above the  $x$ -axis than below for  $y = f(x)$ .  
 (e)  $x = 6$  since  $H'(6) = f(6) = 0$  and  $H''(6) = f'(6) < 0$ .  
 (f)  $x = 0$  since  $H(x) > 0$  on  $(0, 12]$ .  
**58. (c)**  $s(3) = \int_0^3 f(x) dx = \frac{1}{2}(9) = \frac{9}{2}$  units  
 (d)  $s'(6) = f(6) = 0$ ,  $s''(6) = f'(6) < 0$  so  $s$  has its largest value at  $t = 6$  sec.  
 (e)  $s''(t) = f'(t) = 0$  at  $t = 4$  sec and  $t = 7$  sec.  
 (f) Particle is moving toward on  $(6, 9)$  and away on  $(0, 6)$  since  $s'(6) = f(6) > 0$  on  $(0, 6)$  and then  $s'(6) = f(6) < 0$  on  $(6, 9)$ .

(b) If the holding cost for one drum is \$0.02 per day, find the average daily holding cost (that is, the per-drum holding cost times the average daily inventory). \$6.00

**75.** Suppose that  $f$  has a negative derivative for all values of  $x$  and that  $f(1) = 0$ . Which of the following statements must be true of the function

$$h(x) = \int_0^x f(t) dt?$$

Give reasons for your answers.

- (a)  $h$  is a twice-differentiable function of  $x$ . True,  $h'(x) = f(x) \Rightarrow h''(x) = f'(x)$   
 (b)  $h$  and  $dh/dx$  are both continuous. True,  $h$  and  $h'$  are both differentiable.  
 (c) The graph of  $h$  has a horizontal tangent at  $x = 1$ .  $h'(1) = f(1) = 0$   
 (d)  $h$  has a local maximum at  $x = 1$ . True,  $h''(1) = f'(1) < 0$  and  $h'(1) = 0$   
 (e)  $h$  has a local minimum at  $x = 1$ . False,  $h''(1) = f'(1) < 0$   
 (f) The graph of  $h$  has an inflection point at  $x = 1$ . False,  $h''(1) = f'(1) \neq 0$   
 (g) The graph of  $dh/dx$  crosses the  $x$ -axis at  $x = 1$ . True,  $\frac{dh}{dx} = f(x) = 0$  at  $x = 1$  and  $h'(x) = f(x)$  is a decreasing function.

## Extending the Ideas

**76. Writing to Learn** If  $f$  is an odd continuous function, give a graphical argument to explain why  $\int_0^x f(t) dt$  is even.

**77. Writing to Learn** If  $f$  is an even continuous function, give a graphical argument to explain why  $\int_0^x f(t) dt$  is odd.

**78. Writing to Learn** Explain why we can conclude from Exercises 76 and 77 that every even continuous function is the derivative of an odd continuous function and vice versa.

**79.** Give a convincing argument that the equation

$$\int_0^x \frac{\sin t}{t} dt = 1$$

has exactly one solution. Give its approximate value.

**59. (c)**  $s(3) = \int_0^3 f(x) dx = -\frac{1}{2}(3)(6) = -9$  units

(d)  $s(t) = 0$  at  $t = 6$  sec because  $\int_0^6 f(x) dx = 0$

(e)  $s''(t) = f'(t) = 0$  at  $t = 7$  sec

(f)  $0 < t < 3$ :  $s < 0$ ,  $s' < 0 \Rightarrow$  away

$3 < t < 6$ :  $s < 0$ ,  $s' > 0 \Rightarrow$  toward

$t > 6$ :  $s > 0$ ,  $s' > 0 \Rightarrow$  away

**76.** Using area,  $\int_0^x f(t) dt = -\int_{-x}^0 f(t) dt = \int_0^{-x} f(t) dt$

**77.** Using area,  $\int_0^x f(t) dt = \int_{-x}^0 f(t) dt = -\int_0^{-x} f(t) dt$

**78.**  $f$  odd  $\Rightarrow \int_0^x f(t) dt$  is even, but  $\frac{d}{dx} \int_0^x f(t) dt = f(x)$

so  $f$  is the derivative of an even function. Similarly for  $f$  even.

**79.**  $x \approx 1.0648397$ .  $\lim_{t \rightarrow \infty} \frac{\sin t}{t} = 0$ . Not enough area

between  $x$ -axis and  $\frac{\sin x}{x}$  for  $x > 1.0648397$  to get

$\int_0^x \frac{\sin t}{t} dt$  back to 1.

or:  $\text{Si}(x)$  doesn't decrease enough (for  $x > 1.0648397$ ) to get back to 1.

## 5.5 Trapezoidal Rule

### What you'll learn about

- Trapezoidal Approximations
- Other Algorithms
- Error Analysis

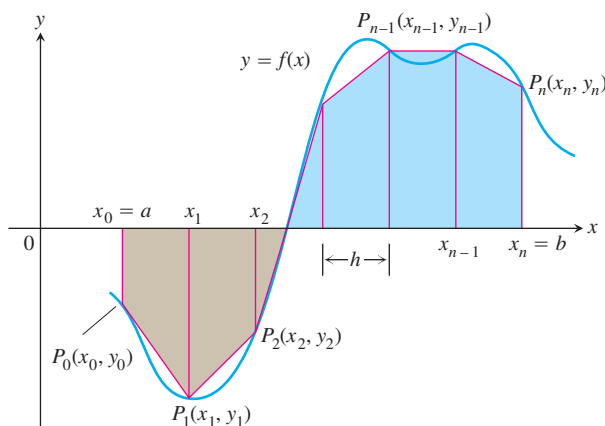
### ... and why

Some definite integrals are best found by numerical approximations, and rectangles are not always the most efficient figures to use.

### Trapezoidal Approximations

You probably noticed in Section 5.1 that MRAM was generally more efficient in approximating integrals than either LRAM or RRAM, even though all three RAM approximations approached the same limit. All three RAM approximations, however, depend on the areas of rectangles. Are there other geometric shapes with known areas that can do the job more efficiently? The answer is yes, and the most obvious one is the trapezoid.

As shown in Figure 5.31, if  $[a, b]$  is partitioned into  $n$  subintervals of equal length  $h = (b - a)/n$ , the graph of  $f$  on  $[a, b]$  can be approximated by a straight line segment over each subinterval.



**Figure 5.31** The trapezoidal rule approximates short stretches of the curve  $y = f(x)$  with line segments. To approximate the integral of  $f$  from  $a$  to  $b$ , we add the “signed” areas of the trapezoids made by joining the ends of the segments to the  $x$ -axis.

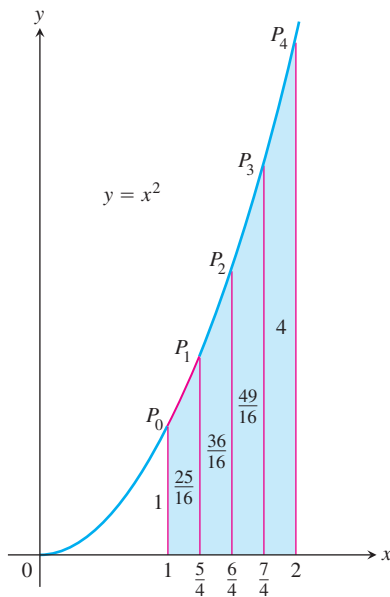
The region between the curve and the  $x$ -axis is then approximated by the trapezoids, the area of each trapezoid being the length of its horizontal “altitude” times the average of its two vertical “bases.” That is,

$$\begin{aligned} \int_a^b f(x) \, dx &\approx h \cdot \frac{y_0 + y_1}{2} + h \cdot \frac{y_1 + y_2}{2} + \cdots + h \cdot \frac{y_{n-1} + y_n}{2} \\ &= h \left( \frac{y_0}{2} + y_1 + y_2 + \cdots + y_{n-1} + \frac{y_n}{2} \right) \\ &= \frac{h}{2} \left( y_0 + 2y_1 + 2y_2 + \cdots + 2y_{n-1} + y_n \right), \end{aligned}$$

where

$$y_0 = f(a), \quad y_1 = f(x_1), \quad \cdots, \quad y_{n-1} = f(x_{n-1}), \quad y_n = f(b).$$

This is algebraically equivalent to finding the numerical average of LRAM and RRAM; indeed, that is how some texts define the Trapezoidal Rule.



**Figure 5.32** The trapezoidal approximation of the area under the graph of  $y = x^2$  from  $x = 1$  to  $x = 2$  is a slight overestimate. (Example 1)

**Table 5.4**

$x$	$y = x^2$
1	1
$\frac{5}{4}$	$\frac{25}{16}$
$\frac{6}{4}$	$\frac{36}{16}$
$\frac{7}{4}$	$\frac{49}{16}$
2	4

### The Trapezoidal Rule

To approximate  $\int_a^b f(x) dx$ , use

$$T = \frac{h}{2} (y_0 + 2y_1 + 2y_2 + \cdots + 2y_{n-1} + y_n),$$

where  $[a, b]$  is partitioned into  $n$  subintervals of equal length  $h = (b - a)/n$ . Equivalently,

$$T = \frac{\text{LRAM}_n + \text{RRAM}_n}{2},$$

where  $\text{LRAM}_n$  and  $\text{RRAM}_n$  are the Riemann sums using the left and right endpoints, respectively, for  $f$  for the partition.

### EXAMPLE 1 Applying the Trapezoidal Rule

Use the Trapezoidal Rule with  $n = 4$  to estimate  $\int_1^2 x^2 dx$ . Compare the estimate with the value of NINT ( $x^2, x, 1, 2$ ) and with the exact value.

#### SOLUTION

Partition  $[1, 2]$  into four subintervals of equal length (Figure 5.32). Then evaluate  $y = x^2$  at each partition point (Table 5.4).

Using these  $y$  values,  $n = 4$ , and  $h = (2 - 1)/4 = 1/4$  in the Trapezoidal Rule, we have

$$\begin{aligned} T &= \frac{h}{2} (y_0 + 2y_1 + 2y_2 + 2y_3 + y_4) \\ &= \frac{1}{8} \left( 1 + 2 \left( \frac{25}{16} \right) + 2 \left( \frac{36}{16} \right) + 2 \left( \frac{49}{16} \right) + 4 \right) \\ &= \frac{75}{32} = 2.34375. \end{aligned}$$

The value of NINT ( $x^2, x, 1, 2$ ) is 2.333333333.

The exact value of the integral is

$$\int_1^2 x^2 dx = \left. \frac{x^3}{3} \right|_1^2 = \frac{8}{3} - \frac{1}{3} = \frac{7}{3}.$$

The  $T$  approximation overestimates the integral by about half a percent of its true value of  $7/3$ . The percentage error is  $(2.34375 - 7/3)/(7/3) \approx 0.446\%$ . **Now try Exercise 3.**

We could have predicted that the Trapezoidal Rule would overestimate the integral in Example 1 by considering the geometry of the graph in Figure 5.32. Since the parabola is concave up, the approximating segments lie above the curve, giving each trapezoid slightly more area than the corresponding strip under the curve. In Figure 5.31 we see that the straight segments lie under the curve on those intervals where the curve is concave down,

causing the Trapezoidal Rule to *underestimate* the integral on those intervals. The interpretation of “area” changes where the curve lies below the  $x$ -axis but it is still the case that the higher  $y$ -values give the greater signed area. So we can always say that  $T$  overestimates the integral where the graph is concave up and underestimates the integral where the graph is concave down.

### EXAMPLE 2 Averaging Temperatures

An observer measures the outside temperature every hour from noon until midnight, recording the temperatures in the following table.

Time	N	1	2	3	4	5	6	7	8	9	10	11	M
Temp	63	65	66	68	70	69	68	68	65	64	62	58	55

What was the average temperature for the 12-hour period?

#### SOLUTION

We are looking for the average value of a continuous function (temperature) for which we know values at discrete times that are one unit apart. We need to find

$$av(f) = \frac{1}{b-a} \int_a^b f(x) dx,$$

without having a formula for  $f(x)$ . The integral, however, can be approximated by the Trapezoidal Rule, using the temperatures in the table as function values at the points of a 12-subinterval partition of the 12-hour interval (making  $h = 1$ ).

$$\begin{aligned} T &= \frac{h}{2} (y_0 + 2y_1 + 2y_2 + \cdots + 2y_{11} + y_{12}) \\ &= \frac{1}{2} (63 + 2 \cdot 65 + 2 \cdot 66 + \cdots + 2 \cdot 58 + 55) \\ &= 782 \end{aligned}$$

Using  $T$  to approximate  $\int_a^b f(x) dx$ , we have

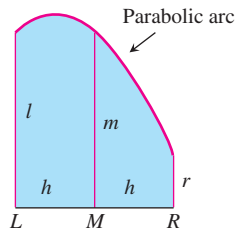
$$av(f) \approx \frac{1}{b-a} \cdot T = \frac{1}{12} \cdot 782 \approx 65.17.$$

Rounding to be consistent with the data given, we estimate the average temperature as 65 degrees. **Now try Exercise 7.**

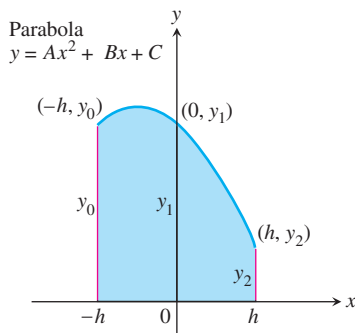
### Other Algorithms

LRAM, MRAM, RRAM, and the Trapezoidal Rule all give reasonable approximations to the integral of a continuous function over a closed interval. The Trapezoidal Rule is more efficient, giving a better approximation for small values of  $n$ , which makes it a faster algorithm for numerical integration.

Indeed, the only shortcoming of the Trapezoidal Rule seems to be that it depends on approximating curved arcs with straight segments. You might think that an algorithm that approximates the curve with *curved* pieces would be even more efficient (and hence faster for machines), and you would be right. All we need to do is find a geometric figure with a straight base, straight sides, and a curved top that has a known area. You might not know one, but the ancient Greeks did; it is one of the things they knew about parabolas.



**Figure 5.33** The area under the parabolic arc can be computed from the length of the base  $LR$  and the lengths of the altitudes constructed at  $L$ ,  $R$  and midpoint  $M$ . (Exploration 1)



**Figure 5.34** A convenient coordinatization of Figure 5.33. The parabola has equation  $y = Ax^2 + Bx + C$ , and the midpoint of the base is at the origin. (Exploration 1)

### What's in a Name?

The formula that underlies Simpson's Rule (see Exploration 1) was discovered long before Thomas Simpson (1720–1761) was born. Just as Pythagoras did not discover the Pythagorean Theorem, Simpson did not discover Simpson's Rule. It is another of history's beautiful quirks that one of the ablest mathematicians of eighteenth-century England is remembered not for his successful textbooks and his contributions to mathematical analysis, but for a rule that was never his, that he never laid claim to, and that bears his name only because he happened to mention it in one of his books.

### EXPLORATION 1 Area Under a Parabolic Arc

The area  $A_P$  of a figure having a horizontal base, vertical sides, and a parabolic top (Figure 5.33) can be computed by the formula

$$A_P = \frac{h}{3}(l + 4m + r),$$

where  $h$  is half the length of the base,  $l$  and  $r$  are the lengths of the left and right sides, and  $m$  is the altitude at the midpoint of the base. This formula, once a profound discovery of ancient geometers, is readily verified today with calculus.

1. Coordinatize Figure 5.33 by centering the base at the origin, as shown in Figure 5.34. Let  $y = Ax^2 + Bx + C$  be the equation of the parabola. Using this equation, show that  $y_0 = Ah^2 - Bh + C$ ,  $y_1 = C$ , and  $y_2 = Ah^2 + Bh + C$ .
2. Show that  $y_0 + 4y_1 + y_2 = 2Ah^2 + 6C$ .

3. Integrate to show that the area  $A_P$  is

$$\frac{h}{3}(2Ah^2 + 6C).$$

4. Combine these results to derive the formula

$$A_P = \frac{h}{3}(y_0 + 4y_1 + y_2).$$

This last formula leads to an efficient rule for approximating integrals numerically. Partition the interval of integration into an even number of subintervals, apply the formula for  $A_P$  to successive interval pairs, and add the results. This algorithm is known as Simpson's Rule.

### Simpson's Rule

To approximate  $\int_a^b f(x) dx$ , use

$$S = \frac{h}{3}(y_0 + 4y_1 + 2y_2 + 4y_3 + \cdots + 2y_{n-2} + 4y_{n-1} + y_n),$$

where  $[a, b]$  is partitioned into an *even* number  $n$  of subintervals of equal length  $h = (b - a)/n$ .

### EXAMPLE 3 Applying Simpson's Rule

Use Simpson's Rule with  $n = 4$  to approximate  $\int_0^2 5x^4 dx$ .

#### SOLUTION

Partition  $[0, 2]$  into four subintervals and evaluate  $y = 5x^4$  at the partition points. (See Table 5.5 on the next page.)

*continued*



Table 5.5

$x$	$y = 5x^4$
0	0
$\frac{1}{2}$	$\frac{5}{16}$
1	5
$\frac{3}{2}$	$\frac{405}{16}$
2	80

Then apply Simpson's Rule with  $n = 4$  and  $h = 1/2$ :

$$\begin{aligned} S &= \frac{h}{3} \left( y_0 + 4y_1 + 2y_2 + 4y_3 + y_4 \right) \\ &= \frac{1}{6} \left( 0 + 4 \left( \frac{5}{16} \right) + 2 \left( 5 \right) + 4 \left( \frac{405}{16} \right) + 80 \right) \\ &= \frac{385}{12}. \end{aligned}$$

This estimate differs from the exact value (32) by only  $1/12$ , a percentage error of less than three-tenths of one percent—and this was with just 4 subintervals.

**Now try Exercise 17.**

There are still other algorithms for approximating definite integrals, most of them involving fancy numerical analysis designed to make the calculations more efficient for high-speed computers. Some are kept secret by the companies that design the machines. In any case, we will not deal with them here.

## Error Analysis

After finding that the trapezoidal approximation in Example 1 overestimated the integral, we pointed out that this could have been predicted from the concavity of the curve we were approximating.

Knowing something about the error in an approximation is more than just an interesting sidelight. Despite what your years of classroom experience might have suggested, exact answers are not always easy to find in mathematics. It is fortunate that for all *practical* purposes exact answers are also rarely necessary. (For example, a carpenter who computes the need for a board of length  $\sqrt{34}$  feet will happily settle for an approximation when cutting the board.)

Suppose that an exact answer really can *not* be found, but that we know that an approximation within 0.001 unit is good enough. How can we tell that our approximation is within 0.001 if we do not know the exact answer? This is where knowing something about the error is critical.

Since the Trapezoidal Rule approximates curves with straight lines, it seems reasonable that the error depends on how “curvy” the graph is. This suggests that the error depends on the second derivative. It is also apparent that the error depends on the length  $h$  of the subintervals. It can be shown that if  $f''$  is continuous the error in the trapezoidal approximation, denoted  $E_T$ , satisfies the inequality

$$|E_T| \leq \frac{b-a}{12} h^2 M_{f''},$$

where  $[a, b]$  is the interval of integration,  $h$  is the length of each subinterval, and  $M_{f''}$  is the maximum value of  $|f''|$  on  $[a, b]$ .

It can also be shown that the error  $E_S$  in Simpson's Rule depends on  $h$  and the *fourth* derivative. It satisfies the inequality

$$|E_S| \leq \frac{b-a}{180} h^4 M_{f^{(4)}},$$

where  $[a, b]$  is the interval of integration,  $h$  is the length of each subinterval, and  $M_{f^{(4)}}$  is the maximum value of  $|f^{(4)}|$  on  $[a, b]$ , provided that  $f^{(4)}$  is continuous.

For comparison's sake, if all the assumptions hold, we have the following *error bounds*.

**Error Bounds**

If  $T$  and  $S$  represent the approximations to  $\int_a^b f(x) dx$  given by the Trapezoidal Rule and Simpson's Rule, respectively, then the errors  $E_T$  and  $E_S$  satisfy

$$|E_T| \leq \frac{b-a}{12} h^2 M_{f''} \quad \text{and} \quad |E_S| \leq \frac{b-a}{180} h^4 M_{f^{(4)}}.$$

If we disregard possible differences in magnitude between  $M_{f''}$  and  $M_{f^{(4)}}$ , we notice immediately that  $(b-a)/180$  is one-fifteenth the size of  $(b-a)/12$ , giving  $S$  an obvious advantage over  $T$  as an approximation. That, however, is almost insignificant when compared to the fact that the trapezoid error varies as the *square* of  $h$ , while Simpson's error varies as the *fourth power* of  $h$ . (Remember that  $h$  is already a small number in most partitions.)

Table 5.6 shows  $T$  and  $S$  values for approximations of  $\int_1^2 1/x dx$  using various values of  $n$ . Notice how Simpson's Rule dramatically improves over the Trapezoidal Rule. In particular, notice that when we double the value of  $n$  (thereby halving the value of  $h$ ), the  $T$  error is divided by 2 *squared*, while the  $S$  error is divided by 2 *to the fourth*.

**Table 5.6** Trapezoidal Rule Approximations ( $T_n$ ) and Simpson's Rule Approximations ( $S_n$ ) of  $\ln 2 = \int_1^2 (1/x) dx$

$n$	$T_n$	Error  less than ...	$S_n$	Error  less than ...
10	0.6937714032	0.0006242227	0.6931502307	0.0000030502
20	0.6933033818	0.0001562013	0.6931473747	0.0000001942
30	0.6932166154	0.0000694349	0.6931472190	0.0000000385
40	0.6931862400	0.0000390595	0.6931471927	0.0000000122
50	0.6931721793	0.0000249988	0.6931471856	0.0000000050
100	0.6931534305	0.0000062500	0.6931471809	0.0000000004

**Table 5.7** Approximations of  $\int_1^5 (\sin x)/x dx$

Method	Subintervals	Value
LRAM	50	0.6453898
RRAM	50	0.5627293
MRAM	50	0.6037425
TRAP	50	0.6040595
SIMP	50	0.6038481
NINT	Tol = 0.00001	0.6038482

This has a dramatic effect as  $h$  gets very small. The Simpson approximation for  $n = 50$  rounds accurately to seven places, and for  $n = 100$  agrees to nine decimal places (billionths)!

We close by showing you the values (Table 5.7) we found for  $\int_1^5 (\sin x)/x dx$  by six different calculator methods. The exact value of this integral to six decimal places is 0.603848, so both Simpson's method with 50 subintervals and NINT give results accurate to at least six places (millionths).

## Quick Review 5.5 (For help, go to Sections 3.9 and 4.3.)

In Exercises 1–10, tell whether the curve is concave up or concave down on the given interval.

- $y = \cos x$  on  $[-1, 1]$  Concave down
- $y = x^4 - 12x - 5$  on  $[8, 17]$  Concave up
- $y = 4x^3 - 3x^2 + 6$  on  $[-8, 0]$  Concave down
- $y = \sin(x/2)$  on  $[48\pi, 50\pi]$  Concave down
- $y = e^{2x}$  on  $[-5, 5]$  Concave up
- $y = \ln x$  on  $[100, 200]$  Concave down
- $y = \frac{1}{x}$  on  $[3, 6]$  Concave up
- $y = \csc x$  on  $[0, \pi]$  Concave up
- $y = 10^{10} - 10x^{10}$  on  $[10, 10^{10}]$  Concave down
- $y = \sin x - \cos x$  on  $[1, 2]$  Concave down

$$7. \frac{1}{2}(12 + 2(10) + 2(9) + 2(11) + 2(13) + 2(16) + 18) = 74 \quad 8. \frac{1}{2}(16 + 2(19) + 2(17) + 2(14) + 2(13) + 2(16) + 20) = 97$$

## Section 5.5 Exercises

In Exercises 1–6, (a) use the Trapezoidal Rule with  $n = 4$  to approximate the value of the integral. (b) Use the concavity of the function to predict whether the approximation is an overestimate or an underestimate. Finally, (c) find the integral's exact value to check your answer.

1.  $\int_0^2 x \, dx$  (a) 2 (b) Exact (c) 2    2.  $\int_0^2 x^2 \, dx$  (a) 2.75 (b) Over (c)  $\frac{8}{3}$   
 3.  $\int_0^2 x^3 \, dx$  (a) 4.25 (b) Over (c) 4    4.  $\int_1^2 \frac{1}{x} \, dx$  (a) 0.697 (b) Over (c)  $\ln 2 \approx 0.693$   
 5.  $\int_0^4 \sqrt{x} \, dx$  (a) 5.146 (b) Under (c)  $\frac{16}{3}$     6.  $\int_0^\pi \sin x \, dx$  (a) 1.896 (b) Under (c) 2

7. Use the function values in the following table and the Trapezoidal Rule with  $n = 6$  to approximate  $\int_0^6 f(x) \, dx$ .

$x$	0	1	2	3	4	5	6
$f(x)$	12	10	9	11	13	16	18

8. Use the function values in the following table and the Trapezoidal Rule with  $n = 6$  to approximate  $\int_2^8 f(x) \, dx$ .

$x$	2	3	4	5	6	7	8
$f(x)$	16	19	17	14	13	16	20

9. **Volume of Water in a Swimming Pool** A rectangular swimming pool is 30 ft wide and 50 ft long. The table below shows the depth  $h(x)$  of the water at 5-ft intervals from one end of the pool to the other. Estimate the volume of water in the pool using the Trapezoidal Rule with  $n = 10$ , applied to the integral

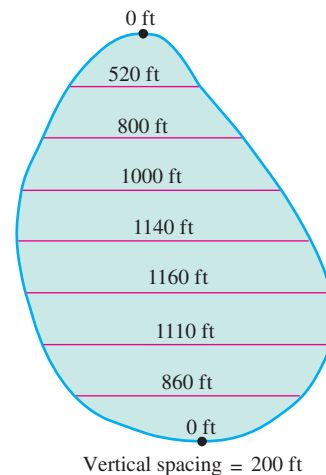
$$V = \int_0^{50} 30 \cdot h(x) \, dx. \quad 15,990 \text{ ft}^3$$

Position (ft)	Depth (ft)	Position (ft)	Depth (ft)
$x$	$h(x)$	$x$	$h(x)$
0	6.0	30	11.5
5	8.2	35	11.9
10	9.1	40	12.3
15	9.9	45	12.7
20	10.5	50	13.0
25	11.0		

10. **Stocking a Fish Pond** As the fish and game warden of your township, you are responsible for stocking the town pond with fish before the fishing season. The average depth of the pond is 20 feet. Using a scaled map, you measure distances across the pond at 200-foot intervals, as shown in the diagram.  $26,360,000 \text{ ft}^3$

(a) Use the Trapezoidal Rule to estimate the volume of the pond.

(b) You plan to start the season with one fish per 1000 cubic feet. You intend to have at least 25% of the opening day's fish population left at the end of the season. What is the maximum number of licenses the town can sell if the average seasonal catch is 20 fish per license? 988



11. **Audi S4 Quattro Cabriolet** The accompanying table shows time-to-speed data for a 2004 Audi S4 Quattro Cabriolet accelerating from rest to 130 mph. How far had the Cabriolet traveled by the time it reached this speed? (Use trapezoids to estimate the area under the velocity curve, but be careful: the time intervals vary in length.) See page 314.

Speed Change:	Time (sec)
Zero to	
30 mph	2.0
40 mph	3.2
50 mph	4.5
60 mph	5.8
70 mph	7.7
80 mph	9.5
90 mph	11.6
100 mph	14.9
110 mph	17.8
120 mph	21.7
130 mph	26.3

Source: Car and Driver, July 2004.

12. The table below records the velocity of a bobsled at 1-second intervals for the first eight seconds of its run. Use the Trapezoidal Rule to approximate the distance the bobsled travels during that 8-second interval. (Give your final answer in feet.) See page 314.

Time (Seconds)	Speed (Miles/hr)
0	0
1	3
2	7
3	12
4	17
5	25
6	33
7	41
8	48

In Exercises 13–18, (a) use Simpson’s Rule with  $n = 4$  to approximate the value of the integral and (b) find the exact value of the integral to check your answer. (Note that these are the same integrals as Exercises 1–6, so you can also compare it with the Trapezoidal Rule approximation.)

13.  $\int_0^2 x \, dx$                       14.  $\int_0^2 x^2 \, dx$

15.  $\int_0^2 x^3 \, dx$                       16.  $\int_1^2 \frac{1}{x} \, dx$

17.  $\int_0^4 \sqrt{x} \, dx$                       18.  $\int_0^\pi \sin x \, dx$

19. Consider the integral  $\int_{-1}^3 (x^3 - 2x) \, dx$ .

(a) Use Simpson’s Rule with  $n = 4$  to approximate its value.

(b) Find the exact value of the integral. What is the error,  $|E_S|$ ?

(c) Explain how you could have predicted what you found in (b) from knowing the error-bound formula.

(d) **Writing to Learn** Is it possible to make a general statement about using Simpson’s Rule to approximate integrals of cubic polynomials? Explain.

20. **Writing to Learn** In Example 2 (before rounding) we found the average temperature to be 65.17 degrees when we used the integral approximation, yet the average of the 13 discrete temperatures is only 64.69 degrees. Considering the shape of the temperature curve, explain why you would expect the average of the 13 discrete temperatures to be less than the average value of the temperature function on the entire interval.

21. (Continuation of Exercise 20)

(a) In the Trapezoidal Rule, every function value in the sum is doubled except for the two endpoint values. Show that if you double the endpoint values, you get 70.08 for the average temperature.

(b) Explain why it makes more sense to not double the endpoint values if we are interested in the average temperature over the entire 12-hour period.

22. **Group Activity** For most functions, Simpson’s Rule gives a better approximation to an integral than the Trapezoidal Rule for a given value of  $n$ . Sketch the graph of a function on a closed interval for which the Trapezoidal Rule obviously gives a better approximation than Simpson’s Rule for  $n = 4$ .

In Exercises 23–26, use a calculator program to find the Simpson’s Rule approximations with  $n = 50$  and  $n = 100$ .

23.  $\int_{-1}^1 2\sqrt{1-x^2} \, dx$  The exact value is  $\pi$ .  $S_{50} \approx 3.1379$ ,  $S_{100} \approx 3.14029$

24.  $\int_0^1 \sqrt{1+x^4} \, dx$  An integral that came up in Newton’s research  $S_{50} \approx 1.08943$ ,  $S_{100} \approx 1.08943$

25.  $\int_0^{\pi/2} \frac{\sin x}{x} \, dx$   $S_{50} \approx 1.3706$ ,  $S_{100} = 1.3706$  using  $a = 0.0001$  as lower limit  
 $S_{50} = 1.37076$ ,  $S_{100} = 1.37076$  using  $a = 0.000000001$  as lower limit

26.  $\int_0^{\pi/2} \sin(x^2) \, dx$  An integral associated with the diffraction of light  
 $S_{50} \approx 0.82812$ ,  $S_{100} \approx 0.82812$

27. Consider the integral  $\int_0^\pi \sin x \, dx$ .

(a) Use a calculator program to find the Trapezoidal Rule approximations for  $n = 10$ , 100, and 1000.

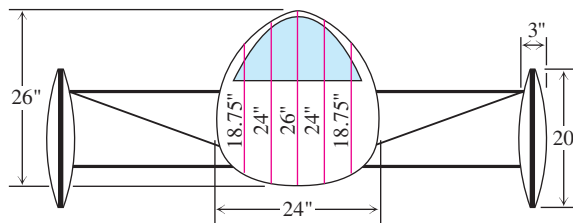
(b) Record the errors with as many decimal places of accuracy as you can.

(c) What pattern do you see?

(d) **Writing to Learn** Explain how the error bound for  $E_T$  accounts for the pattern.

28. (Continuation of Exercise 27) Repeat Exercise 27 with Simpson’s Rule and  $E_S$ .

29. **Aerodynamic Drag** A vehicle’s aerodynamic drag is determined in part by its cross section area, so, all other things being equal, engineers try to make this area as small as possible. Use Simpson’s Rule to estimate the cross section area of the body of James Worden’s solar-powered Solectria® automobile at M.I.T. from the diagram below. **466.67 in<sup>2</sup>**



30. **Wing Design** The design of a new airplane requires a gasoline tank of constant cross section area in each wing. A scale drawing of a cross section is shown here. The tank must hold 5000 lb of gasoline, which has a density of 42 lb/ft<sup>3</sup>. Estimate the length of the tank. **10.63 ft**



$y_0 = 1.5$  ft,  $y_1 = 1.6$  ft,  $y_2 = 1.8$  ft,  $y_3 = 1.9$  ft,  
 $y_4 = 2.0$  ft,  $y_5 = y_6 = 2.1$  ft Horizontal spacing = 1 ft

## Standardized Test Questions

 You should solve the following problems without using a graphing calculator.

31. **True or False** The Trapezoidal Rule will underestimate  $\int_a^b f(x) dx$  if the graph of  $f$  is concave up on  $[a, b]$ . Justify your answer. **False.** The Trapezoidal Rule will overestimate the integral if the curve is concave up.
32. **True or False** For a given value of  $n$ , the Trapezoidal Rule with  $n$  subdivisions will always give a more accurate estimate of  $\int_a^b f(x) dx$  than a right Riemann sum with  $n$  subdivisions. Justify your answer. **False.** For example, the two approximations will be the same if  $f$  is constant on  $[a, b]$ .
33. **Multiple Choice** Using 8 equal subdivisions of the interval  $[2, 12]$ , the LRAM approximation of  $\int_2^{12} f(x) dx$  is 16.6 and the trapezoidal approximation is 16.4. What is the RRAM approximation? **A**
- (A) 16.2 (B) 16.5  
(C) 16.6 (D) 16.8  
(E) It cannot be determined from the given information.
34. **Multiple Choice** If three equal subdivisions of  $[-2, 4]$  are used, what is the trapezoidal approximation of  $\int_{-2}^4 \frac{e^x}{2} dx$ ? **B**
- (A)  $e^4 + e^2 + e^0 + e^{-2}$   
(B)  $e^4 + 2e^2 + 2e^0 + e^{-2}$   
(C)  $\frac{1}{2}(e^4 + e^2 + e^0 + e^{-2})$   
(D)  $\frac{1}{2}(e^4 + 2e^2 + 2e^0 + e^{-2})$   
(E)  $\frac{1}{4}(e^4 + 2e^2 + 2e^0 + e^{-2})$
35. **Multiple Choice** The trapezoidal approximation of  $\int_0^\pi \sin x dx$  using 4 equal subdivisions of the interval of integration is **C**
- (A)  $\frac{\pi}{2}$   
(B)  $\pi$   
(C)  $\frac{\pi}{4}(1 + \sqrt{2})$   
(D)  $\frac{\pi}{2}(1 + \sqrt{2})$   
(E)  $\frac{\pi}{4}(2 + \sqrt{2})$
36. **Multiple Choice** Suppose  $f, f'$ , and  $f''$  are all positive on the interval  $[a, b]$ , and suppose we compute LRAM, RRAM, and trapezoidal approximations of  $I = \int_a^b f(x) dx$  using the same number of equal subdivisions of  $[a, b]$ . If we denote the three

approximations of  $I$  as  $L, R$ , and  $T$  respectively, which of the following is true? **C**

- (A)  $R < T < I < L$  (B)  $R < I < T < L$  (C)  $L < I < T < R$   
(D)  $L < T < I < R$  (E)  $L < I < R < T$

## Explorations

37. Consider the integral  $\int_{-1}^1 \sin(x^2) dx$ .
- (a) Find  $f''$  for  $f(x) = \sin(x^2)$ .  
(b) Graph  $y = f''(x)$  in the viewing window  $[-1, 1]$  by  $[-3, 3]$ .  
(c) Explain why the graph in part (b) suggests that  $|f''(x)| \leq 3$  for  $-1 \leq x \leq 1$ .  
(d) Show that the error estimate for the Trapezoidal Rule in this case becomes

$$|E_T| \leq \frac{h^2}{2}.$$

- (e) Show that the Trapezoidal Rule error will be less than or equal to 0.01 if  $h \leq 0.1$ .  
(f) How large must  $n$  be for  $h \leq 0.1$ ?
38. Consider the integral  $\int_{-1}^1 \sin(x^2) dx$ .
- (a) Find  $f^{(4)}$  for  $f(x) = \sin(x^2)$ . (You may want to check your work with a CAS if you have one available.)  
(b) Graph  $y = f^{(4)}(x)$  in the viewing window  $[-1, 1]$  by  $[-30, 10]$ .  
(c) Explain why the graph in part (b) suggests that  $|f^{(4)}(x)| \leq 30$  for  $-1 \leq x \leq 1$ .  
(d) Show that the error estimate for Simpson's Rule in this case becomes

$$|E_S| \leq \frac{h^4}{3}.$$

- (e) Show that the Simpson's Rule error will be less than or equal to 0.01 if  $h \leq 0.4$ .  
(f) How large must  $n$  be for  $h \leq 0.4$ ?

## Extending the Ideas

39. Using the definitions, prove that, in general,

$$T_n = \frac{\text{LRAM}_n + \text{RRAM}_n}{2}.$$

40. Using the definitions, prove that, in general,

$$S_{2n} = \frac{\text{MRAM}_n + 2T_{2n}}{3}.$$

39. Each quantity is equal to

$$\frac{h}{2}(y_0 + 2y_1 + 2y_2 + \cdots + 2y_{n-1} + y_n)$$


40. Each quantity is equal to

$$\frac{h}{3}(y_0 + 4y_1 + 2y_2 + 4y_3 + \cdots + 2y_{2n-2} + 4y_{2n-1} + y_{2n}).$$

11.  $\frac{1}{60 \times 60} \left[ \frac{2}{2}(0 + 30) + \frac{1.2}{2}(30 + 40) + \cdots + \frac{4.6}{2}(120 + 130) \right] \approx 0.633 \text{ mi} \approx 3340 \text{ ft.}$

12.  $\frac{1}{60 \times 60} \left( \frac{1}{2} \right) (0 + 2(3) + 2(7) + 2(12) + 2(17) + 2(25) + 2(33) + 2(41) + 48) = 0.045 \text{ mi.}$   
The bobsled travels approximately  $0.045(5280) \approx 238 \text{ ft.}$

## Quick Quiz for AP\* Preparation: Sections 5.4 and 5.5

 You may use a graphing calculator to solve the following problems.

1. **Multiple Choice** The function  $f$  is continuous on the closed interval  $[1, 7]$  and has values that are given in the table below.

$x$	1	4	6	7
$f(x)$	10	30	40	20

Using the subintervals  $[1, 4]$ ,  $[4, 6]$ , and  $[6, 7]$ , what is the trapezoidal approximation of  $\int_1^7 f(x) dx$ ? **C**

- (A) 110 (B) 130 (C) 160 (D) 190 (E) 210
2. **Multiple Choice** Let  $F(x)$  be an antiderivative of  $\sin^3 x$ . If  $F(1) = 0$ , then  $F(8) =$  **D**
- (A) 0.00 (B) 0.021 (C) 0.373 (D) 0.632 (E) 0.968

3. **Multiple Choice** Let  $f(x) = \int_{-2}^{x^2-3x} e^t dt$ . At what value of  $x$  is  $f(x)$  a minimum? **C**

(A) For no value of  $x$  (B)  $\frac{1}{2}$  (C)  $\frac{3}{2}$  (D) 2 (E) 3

4. **Free Response** Let  $F(x) = \int_0^x \sin(t^2) dt$  for  $0 \leq x \leq 3$ .

(a) Use the Trapezoidal Rule with four equal subdivisions of the closed interval  $[0, 2]$  to approximate  $F(2)$ .

(b) On what interval or intervals is  $F$  increasing? Justify your answer.

(c) If the average rate of change of  $F$  on the closed interval  $[0, 3]$  is  $k$ , find  $\int_0^3 \sin(t^2) dt$  in terms of  $k$ .

## Chapter 5 Key Terms

<p>area under a curve (p. 263)</p> <p>average value (p. 287)</p> <p>bounded function (p. 281)</p> <p>cardiac output (p. 268)</p> <p>characteristic function of the rationals (p. 282)</p> <p>definite integral (p. 276)</p> <p>differential calculus (p. 263)</p> <p>dummy variable (p. 277)</p> <p>error bounds (p. 311)</p> <p>Fundamental Theorem of Calculus (p. 294)</p> <p>integrable function (p. 276)</p> <p>integral calculus (p. 263)</p>	<p>Integral Evaluation Theorem (p. 299)</p> <p>integral of <math>f</math> from <math>a</math> to <math>b</math> (p. 276)</p> <p>integral sign (p. 277)</p> <p>integrand (p. 277)</p> <p>lower bound (p. 286)</p> <p>lower limit of integration (p. 277)</p> <p>LRAM (p. 265)</p> <p>mean value (p. 287)</p> <p>Mean Value Theorem for Definite Integrals (p. 288)</p> <p>MRAM (p. 265)</p> <p>net area (p. 279)</p> <p>NINT (p. 281)</p> <p>norm of a partition (p. 275)</p>	<p>partition (p. 274)</p> <p>Rectangular Approximation Method (RAM) (p. 265)</p> <p>regular partition (p. 276)</p> <p>Riemann sum (p. 274)</p> <p>RRAM (p. 265)</p> <p>sigma notation (p. 274)</p> <p>Simpson's Rule (p. 309)</p> <p>subinterval (p. 275)</p> <p>total area (p. 300)</p> <p>Trapezoidal Rule (p. 307)</p> <p>upper bound (p. 286)</p> <p>upper limit of integration (p. 277)</p> <p>variable of integration (p. 277)</p>
---	--	--

## Chapter 5 Review Exercises

The collection of exercises marked in **red** could be used as a chapter test.

Exercises 1–6 refer to the region  $R$  in the first quadrant enclosed by the  $x$ -axis and the graph of the function  $y = 4x - x^3$ .

1. Sketch  $R$  and partition it into four subregions, each with a base of length  $\Delta x = 1/2$ .
2. Sketch the rectangles and compute (by hand) the area for the LRAM<sub>4</sub> approximation.
3. Sketch the rectangles and compute (by hand) the area for the MRAM<sub>4</sub> approximation.
4. Sketch the rectangles and compute (by hand) the area for the RRAM<sub>4</sub> approximation.
5. Sketch the trapezoids and compute (by hand) the area for the  $T_4$  approximation.

6. Find the exact area of  $R$  by using the Fundamental Theorem of Calculus. **4**

7. Use a calculator program to compute the RAM approximations in the following table for the area under the graph of  $y = 1/x$  from  $x = 1$  to  $x = 5$ .

$n$	LRAM <sub><math>n</math></sub>	MRAM <sub><math>n</math></sub>	RRAM <sub><math>n</math></sub>
10	1.78204	1.60321	1.46204
20	1.69262	1.60785	1.53262
30	1.66419	1.60873	1.55752
50	1.64195	1.60918	1.57795
100	1.62557	1.60937	1.59357
1000	1.61104	1.60944	1.60784

$$10. \text{(a)} V = \lim_{n \rightarrow \infty} \sum_{i=1}^n \pi \sin^2(m_i) \Delta x \quad \text{(b)} 4.9348$$

8. (Continuation of Exercise 7) Use the Fundamental Theorem of Calculus to determine the value to which the sums in the table are converging. **ln 5**

9. Suppose

$$\int_{-2}^2 f(x) dx = 4, \quad \int_2^5 f(x) dx = 3, \quad \int_{-2}^5 g(x) dx = 2.$$

Which of the following statements are true, and which, if any, are false?

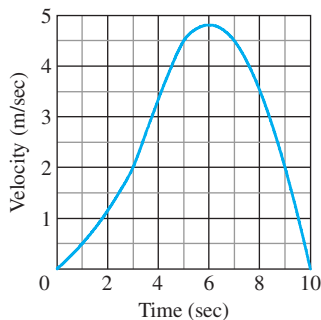
(a)  $\int_5^2 f(x) dx = -3$  **True**

(b)  $\int_{-2}^5 [f(x) + g(x)] dx = 9$  **True**

(c)  $f(x) \leq g(x)$  on the interval  $-2 \leq x \leq 5$  **False**

10. The region under one arch of the curve  $y = \sin x$  is revolved around the  $x$ -axis to form a solid. (a) Use the method of Example 3, Section 5.1, to set up a Riemann sum that approximates the volume of the solid. (b) Find the volume using NINT.

11. The accompanying graph shows the velocity (m/sec) of a body moving along the  $s$ -axis during the time interval from  $t = 0$  to  $t = 10$  sec. (a) About how far did the body travel during those 10 seconds? **26.5 m**



(b) Sketch a graph of position ( $s$ ) as a function of time ( $t$ ) for  $0 \leq t \leq 10$ , assuming  $s(0) = 0$ .

12. The interval  $[0, 10]$  is partitioned into  $n$  subintervals of length  $\Delta x = 10/n$ . We form the following Riemann sums, choosing each  $c_k$  in the  $k^{\text{th}}$  subinterval. Write the limit as  $n \rightarrow \infty$  of each Riemann sum as a definite integral.

(a)  $\sum_{k=1}^n (c_k)^3 \Delta x \quad \int_0^{10} x^3 dx$       (b)  $\sum_{k=1}^n c_k (\sin c_k) \Delta x \quad \int_0^{10} x \sin x dx$

(c)  $\sum_{k=1}^n c_k (3c_k - 2)^2 \Delta x$       (d)  $\sum_{k=1}^n (1 + c_k^2)^{-1} \Delta x$

(e)  $\sum_{k=1}^n \pi (9 - \sin^2(\pi c_k / 10)) \Delta x \quad \int_0^{10} (1 + x^2)^{-1} dx$

In Exercises 13 and 14, find the total area between the curve and the  $x$ -axis.

13.  $y = 4 - x, \quad 0 \leq x \leq 6$  **10**

14.  $y = \cos x, \quad 0 \leq x \leq \pi$  **2**

12. (c)  $\int_0^{10} x(3x - 2)^2 dx$     (e)  $\int_0^{10} \pi \left( 9 - \sin^2 \frac{\pi x}{10} \right) dx$

In Exercises 15–24, evaluate the integral analytically by using the Integral Evaluation Theorem (Part 2 of the Fundamental Theorem, Theorem 4).

15.  $\int_{-2}^2 5 dx$  **20**

16.  $\int_2^5 4x dx$  **42**

17.  $\int_0^{\pi/4} \cos x dx$   **$\frac{\sqrt{2}}{2}$**

18.  $\int_{-1}^1 (3x^2 - 4x + 7) dx$  **16**

19.  $\int_0^1 (8s^3 - 12s^2 + 5) ds$  **3**

20.  $\int_1^2 \frac{4}{x^2} dx$  **2**

21.  $\int_1^{27} y^{-4/3} dy$  **2**

22.  $\int_1^4 \frac{dt}{t\sqrt{t}}$  **1**

23.  $\int_0^{\pi/3} \sec^2 \theta d\theta$   **$\sqrt{3}$**

24.  $\int_1^e (1/x) dx$  **1**

In Exercises 25–29, evaluate the integral.

25.  $\int_0^1 \frac{36}{(2x + 1)^3} dx$  **8**

26.  $\int_1^2 \left( x + \frac{1}{x^2} \right) dx$  **2**

27.  $\int_{-\pi/3}^0 \sec x \tan x dx$  **-1**

28.  $\int_{-1}^1 2x \sin(1 - x^2) dx$  **0**

29.  $\int_0^2 \frac{2}{y + 1} dy$   **$2 \ln 3$**

In Exercises 30–32, evaluate the integral by interpreting it as area and using formulas from geometry.

30.  $\int_0^2 \sqrt{4 - x^2} dx$   **$\pi$**

31.  $\int_{-4}^8 |x| dx$  **40**

32.  $\int_{-8}^8 2\sqrt{64 - x^2} dx$   **$64\pi$**

33. **Oil Consumption on Pathfinder Island** A diesel generator runs continuously, consuming oil at a gradually increasing rate until it must be temporarily shut down to have the filters replaced.

Day	Oil Consumption Rate (liters/hour)
Sun	0.019
Mon	0.020
Tue	0.021
Wed	0.023
Thu	0.025
Fri	0.028
Sat	0.031
Sun	0.035

Upper = 4.392 L; lower = 4.008 L.

(a) Give an upper estimate and a lower estimate for the amount of oil consumed by the generator during that week.

(b) Use the Trapezoidal Rule to estimate the amount of oil consumed by the generator during that week. **4.2 L**

44.  $av(I) = 4800$  cases;  
average holding cost = \$192 per day

50. (b);  $\frac{dy}{dx} = 2x \rightarrow y = x^2 + c$ ;  $y(1) = 4 \rightarrow c = 3$

34. **Rubber-Band-Powered Sled** A sled powered by a wound rubber band moves along a track until friction and the unwinding of the rubber band gradually slow it to a stop. A speedometer in the sled monitors its speed, which is recorded at 3-second intervals during the 27-second run.

Time (sec)	Speed (ft/sec)
0	5.30
3	5.25
6	5.04
9	4.71
12	4.25
15	3.66
18	2.94
21	2.09
24	1.11
27	0

(a) Give an upper estimate and a lower estimate for the distance traveled by the sled. Lower = 87.15 ft; upper = 103.05 ft

(b) Use the Trapezoidal Rule to estimate the distance traveled by the sled. 95.1 ft

35. **Writing to Learn** Your friend knows how to compute integrals but never could understand what difference the “ $dx$ ” makes, claiming that it is irrelevant. How would you explain to your friend why it is necessary?

36. The function  $f(x) = \begin{cases} x^2, & x \geq 0 \\ x - 2, & x < 0 \end{cases}$   $\frac{16}{3}$   
is discontinuous at 0, but integrable on  $[-4, 4]$ . Find  $\int_{-4}^4 f(x) dx$ .

37. Show that  $0 \leq \int_0^1 \sqrt{1 + \sin^2 x} dx \leq \sqrt{2}$ .  $1 \leq \sqrt{1 + \sin^2 x} \leq \sqrt{2}$

38. Find the average value of

(a)  $y = \sqrt{x}$  over the interval  $[0, 4]$ .  $\frac{4}{3}$

(b)  $y = a\sqrt{x}$  over the interval  $[0, a]$ .  $\frac{2}{3}a^{3/2}$

In Exercises 39–42, find  $dy/dx$ .

39.  $y = \int_2^x \frac{\sqrt{2 + \cos^3 t}}{\sqrt{2 + \cos^3 x}} dt$       40.  $y = \int_2^{7x^2} \sqrt{2 + \cos^3 t} dt$

41.  $y = \int_x^1 \frac{6}{3 + t^4} dt$   $\frac{-6}{3 + x^4}$       42.  $y = \int_x^{2x} \frac{1}{t^2 + 1} dt$   $\frac{2}{4x^2 + 1} - \frac{1}{x^2 + 1}$

43. **Printing Costs** Including start-up costs, it costs a printer \$50 to print 25 copies of a newsletter, after which the marginal cost at  $x$  copies is

$$\frac{dc}{dx} = \frac{2}{\sqrt{x}} \text{ dollars per copy.}$$

Find the total cost of printing 2500 newsletters. \$230

44. **Average Daily Inventory** Rich Wholesale Foods, a manufacturer of cookies, stores its cases of cookies in an air-conditioned warehouse for shipment every 14 days. Rich tries to keep 600 cases on reserve to meet occasional peaks in demand, so a typical 14-day inventory function is  $I(t) = 600 + 600t$ ,  $0 \leq t \leq 14$ . The holding cost for each case is 4¢ per day. Find Rich’s average daily inventory and average daily holding cost (that is, the average of  $I(x)$  for the 14-day period, and this average multiplied by the holding cost).

45. Solve for  $x$ :  $\int_0^x (t^3 - 2t + 3) dt = 4$ .  $x \approx 1.63052$  or  $x \approx -3.09131$

46. Suppose  $f(x)$  has a positive derivative for all values of  $x$  and that  $f(1) = 0$ . Which of the following statements must be true of

$$g(x) = \int_0^x f(t) dt?$$

(a)  $g$  is a differentiable function of  $x$ . True

(b)  $g$  is a continuous function of  $x$ . True

(c) The graph of  $g$  has a horizontal tangent line at  $x = 1$ . True

(d)  $g$  has a local maximum at  $x = 1$ . False

(e)  $g$  has a local minimum at  $x = 1$ . True

(f) The graph of  $g$  has an inflection point at  $x = 1$ . False

(g) The graph of  $dg/dx$  crosses the  $x$ -axis at  $x = 1$ . True

47. Suppose  $F(x)$  is an antiderivative of  $f(x) = \sqrt{1 + x^4}$ . Express  $\int_0^1 \sqrt{1 + x^4} dx$  in terms of  $F$ .  $F(1) - F(0)$

48. Express the function  $y(x)$  with

$$\frac{dy}{dx} = \frac{\sin x}{x} \text{ and } y(5) = 3$$

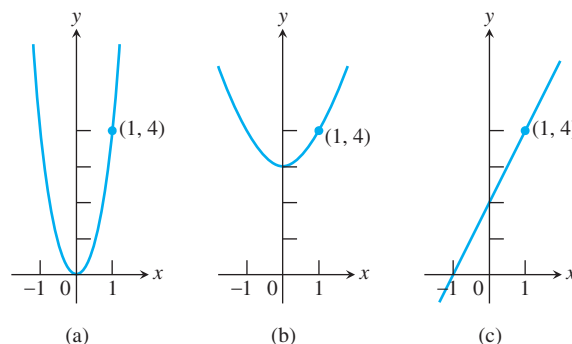
as a definite integral.  $y = \int_5^x \frac{\sin t}{t} dt + 3$

49. Show that  $y = x^2 + \int_1^x 1/t dt + 1$  satisfies both of the following conditions:

i.  $y'' = 2 - \frac{1}{x^2}$  Use the fact that  $y' = 2x + \frac{1}{x}$ .

ii.  $y = 2$  and  $y' = 3$  when  $x = 1$ .

50. **Writing to Learn** Which of the following is the graph of the function whose derivative is  $dy/dx = 2x$  and whose value at  $x = 1$  is 4? Explain your answer.



51. **Fuel Efficiency** An automobile computer gives a digital readout of fuel consumption in gallons per hour. During a trip, a passenger recorded the fuel consumption every 5 minutes for a full hour of travel.

time	gal/h	time	gal/h
0	2.5	35	2.5
5	2.4	40	2.4
10	2.3	45	2.3
15	2.4	50	2.4
20	2.4	55	2.4
25	2.5	60	2.3
30	2.6		

(a) Use the Trapezoidal Rule to approximate the total fuel consumption during the hour.  $\approx 2.42$  gal



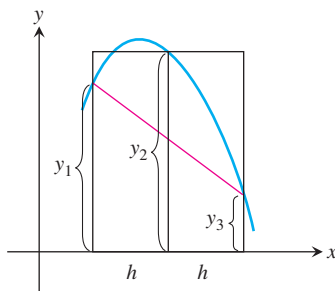
≈24.83 mpg

(b) If the automobile covered 60 miles in the hour, what was its fuel efficiency (in miles per gallon) for that portion of the trip?

**52. Skydiving** Skydivers A and B are in a helicopter hovering at 6400 feet. Skydiver A jumps and descends for 4 sec before opening her parachute. The helicopter then climbs to 7000 feet and hovers there. Forty-five seconds after A leaves the aircraft, B jumps and descends for 13 sec before opening her parachute. Both skydivers descend at 16 ft/sec with parachutes open. Assume that the skydivers fall freely (with acceleration  $-32 \text{ ft/sec}^2$ ) before their parachutes open.

- (a) At what altitude does A's parachute open? 6,144 ft  
 (b) At what altitude does B's parachute open? 4,296 ft  
 (c) Which skydiver lands first? B

**53. Relating Simpson's Rule, MRAM, and T** The figure below shows an interval of length  $2h$  with a trapezoid, a midpoint rectangle, and a parabolic region on it.

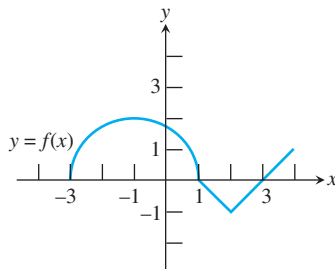


(a) Show that the area of the trapezoid plus twice the area of the rectangle equals  $h(y_1 + y_3) + 2(2hy_2) = h(y_1 + 4y_2 + y_3)$

(b) Use the result in part (a) to prove that

$$S_{2n} = \frac{2 \cdot \text{MRAM}_n + T_n}{3}$$

**54.** The graph of a function  $f$  consists of a semicircle and two line segments as shown below.



Let  $g(x) = \int_1^x f(t) dt$ .

- (a) Find  $g(1)$ . 0  
 (b) Find  $g(3)$ .  $-1$   
 (c) Find  $g(-1)$ .  $-\pi$   
 (d) Find all values of  $x$  on the open interval  $(-3, 4)$  at which  $g$  has a relative maximum.  $x = 1$   
 (e) Write an equation for the line tangent to the graph of  $g$  at  $x = -1$ .  $y = 2x + 2 - \pi$

**53. (b)**  $\frac{1}{3}[h(y_0 + 4y_1 + y_2) + h(y_2 + 4y_3 + y_4) + \dots + h(y_{2n-2} + 4y_{2n-1} + y_{2n})]$

**55. (a)**  $\text{NINT}(e^{-x^2/2}, x, -10, 10) \approx 2.506628275$  (b) The area is  $\sqrt{2\pi}$ .  
 $\text{NINT}(e^{-x^2/2}, x, -20, 20) \approx 2.506628275$

(f) Find the  $x$ -coordinate of each point of inflection of the graph of  $g$  on the open interval  $(-3, 4)$ .  $x = -1, x = 2$

(g) Find the range of  $g$ .  $[-2\pi, 0]$

**55.** What is the total area under the curve  $y = e^{-x^2/2}$ ?

The graph approaches the  $x$ -axis as an asymptote both to the left and the right, but quickly enough so that the total area is a finite number. In fact,

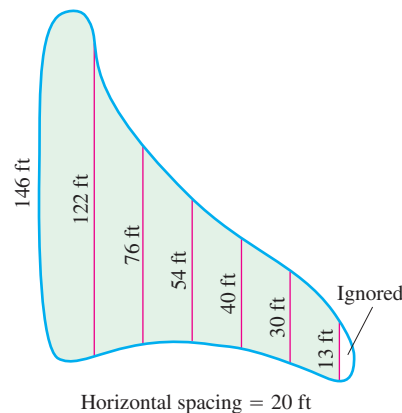
$$\text{NINT}(e^{-x^2/2}, x, -10, 10)$$

computes all but a negligible amount of the area.

(a) Find this number on your calculator. Verify that  $\text{NINT}(e^{-x^2/2}, x, -20, 20)$  does not increase the number enough for the calculator to distinguish the difference. See above.

(b) This area has an interesting relationship to  $\pi$ . Perform various (simple) algebraic operations on the number to discover what it is.

**56. Filling a Swamp** A town wants to drain and fill the small polluted swamp shown below. The swamp averages 5 ft deep. About how many cubic yards of dirt will it take to fill the area after the swamp is drained?  $\approx 1500 \text{ yd}^3$



Horizontal spacing = 20 ft

**57. Household Electricity** We model the voltage  $V$  in our homes with the sine function

$$V = V_{\max} \sin(120\pi t),$$

which expresses  $V$  in volts as a function of time  $t$  in seconds. The function runs through 60 cycles each second. The number  $V_{\max}$  is the peak voltage.

To measure the voltage effectively, we use an instrument that measures the square root of the average value of the square of the voltage over a 1-second interval:

$$V_{\text{rms}} = \sqrt{(V^2)_{\text{av}}}$$

The subscript "rms" stands for "root mean square." It turns out that

$$V_{\text{rms}} = \frac{V_{\max}}{\sqrt{2}} \quad (1)$$

The familiar phrase "115 volts ac" means that the rms voltage is 115. The peak voltage, obtained from Equation 1 as  $V_{\max} = 115\sqrt{2}$ , is about 163 volts.

(a) Find the average value of  $V^2$  over a 1-sec interval. Then find  $V_{\text{rms}}$ , and verify Equation 1.

(b) The circuit that runs your electric stove is rated 240 volts rms. What is the peak value of the allowable voltage?  $\approx 339 \text{ volts}$

$$57. \text{ (a) } (V^2)_{\text{av}} = \frac{(V_{\max})^2}{2} \quad V_{\text{rms}} = \frac{V_{\max}}{\sqrt{2}}$$

## AP \*Examination Preparation



You may use a graphing calculator to solve the following problems.

58. The rate at which water flows out of a pipe is given by a differentiable function  $R$  of time  $t$ . The table below records the rate at 4-hour intervals for a 24-hour period.

$t$ (hours)	$R(t)$ (gallons per hour)
0	9.6
4	10.3
8	10.9
12	11.1
16	10.9
20	10.5
24	9.6

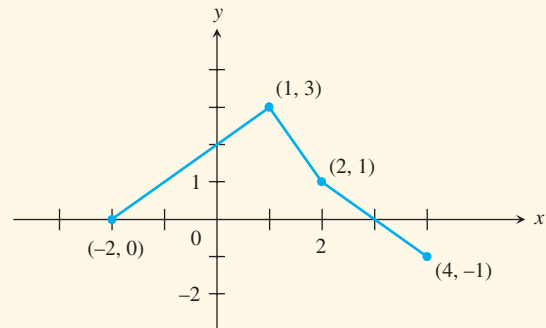
- (a) Use the Trapezoid Rule with 6 subdivisions of equal length to approximate  $\int_0^{24} R(t) dt$ . Explain the meaning of your answer in terms of water flow, using correct units.
- (b) Is there some time  $t$  between 0 and 24 such that  $R'(t) = 0$ ? Justify your answer.
- (c) Suppose the rate of water flow is approximated by  $Q(t) = 0.01(950 + 25t - t^2)$ . Use  $Q(t)$  to approximate the average rate of water flow during the 24-hour period. Indicate units of measure.

59. Let  $f$  be a differentiable function with the following properties.

i.  $f'(x) = ax^2 + bx$     ii.  $f'(1) = -6$  and  $f''(x) = 6$   
 iii.  $\int_1^2 f(x) dx = 14$

Find  $f(x)$ . Show your work.

60. The graph of the function  $f$ , consisting of three line segments, is shown below.



Let  $g(x) = \int_1^x f(t) dt$ .

- (a) Compute  $g(4)$  and  $g(-2)$ .
- (b) Find the instantaneous rate of change of  $g$ , with respect to  $x$ , at  $x = 2$ .
- (c) Find the absolute minimum value of  $g$  on the closed interval  $[-2, 4]$ . Justify your answer.
- (d) The second derivative of  $g$  is not defined at  $x = 1$  and  $x = 2$ . Which of these values are  $x$ -coordinates of points of inflection of the graph of  $g$ ? Justify your answer.

## Calculus at Work

I have a degree in Mechanical Engineering with a minor in Psychology. I am a Research and Development Engineer at Komag, which designs and manufactures hard disks in Santa Clara, California. My job is to test the durability and reliability of the disks, measuring the rest friction between the read/write heads and the disk surface, which is called "Contact-Start-Stop" testing.

I use calculus to evaluate the moment of inertia of different disk stacks, which consist of disks on a spindle, separated by spacer rings. Because the rings vary in size as well as material, the mass of each

ring must be determined. For such problems, I refer to my college calculus textbook and its tables of summations and integrals. For instance, I use:

$$\text{Moment of Inertia} = \left[ \sum_{i=1}^n M_i L_i^2 \right] + \frac{1}{3} M_{rod} L_{rod}^2$$

where  $i =$  components 1 to  $n$ ;  
 $M_i =$  mass of component  $i$  such as the disk and/or ring stack;  
 $L_i =$  distance of component  $i$  from a reference point;  
 $M_{rod} =$  mass of the spindle that rotates;  
 $L_{rod} =$  length of the spindle.



Andrea Woo

Komag  
 Santa Clara, CA